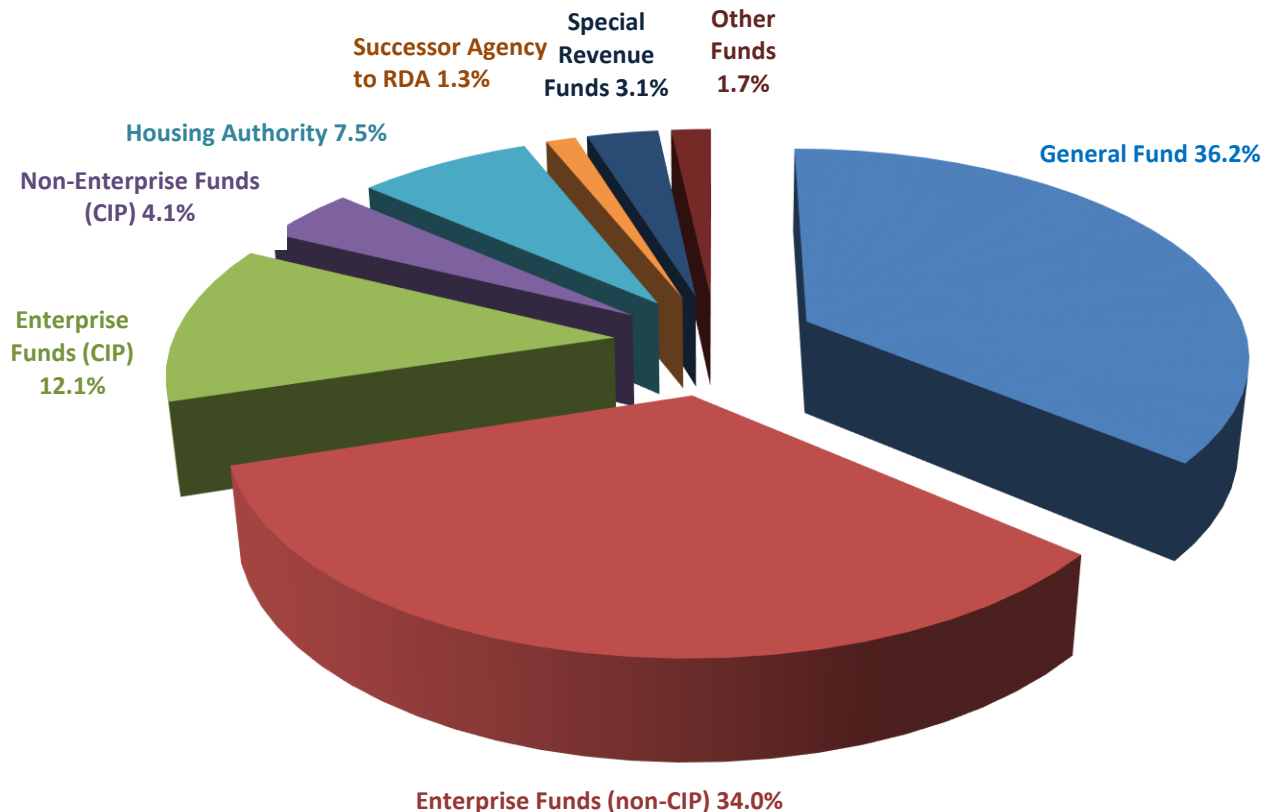


# FY 2014/15 Budget at a Glance

Santa Rosa's Fiscal Year (FY) 2014/15 Operating and Capital Budget is \$356.6 million across all funds and is comprised of \$298.5 million of operational funding and \$58.1 million of capital project funding more fully described as follows:

FUND TYPE	FY 2013/14 ADOPTED BUDGET <i>(amts in millions)</i>	FY 2014/15 PROPOSED BUDGET <i>(amts in millions)</i>	\$ Dollar Increase/ (Decrease) <i>(amts in millions)</i>	% Increase/ (Decrease)
General Fund	\$123.6	\$128.9	\$5.3	4.3%
Enterprise Funds (non-CIP)	121.0	121.2	0.2	0.2%
Enterprise Funds - CIP	36.1	43.4	7.3	20.2%
Non-Enterprise - CIP	13.5	14.7	1.2	8.9%
Housing Authority	25.6	26.7	1.1	4.3%
Successor Agency to RDA	4.7	4.6	(0.1)	(2.1)%
Special Revenue Funds	10.6	11.0	0.4	3.8%
Other Funds	5.0	6.1	1.1	22.0%
<b>TOTAL</b>	<b>\$340.1</b>	<b>\$356.6</b>	<b>\$16.5</b>	<b>4.9%</b>
<b>Operations (net of CIP)</b>				
	<b>\$290.5</b>	<b>\$298.5</b>	<b>\$8.0</b>	<b>2.8%</b>
<b>CIP only</b>				
	<b>\$49.6</b>	<b>\$58.1</b>	<b>\$8.5</b>	<b>17.1%</b>

NOTE: Measure P Revenue estimated at \$8,005,566 is included in General Fund  
Measure O Revenue estimated at \$7,740,450 is included in Special Revenue Funds

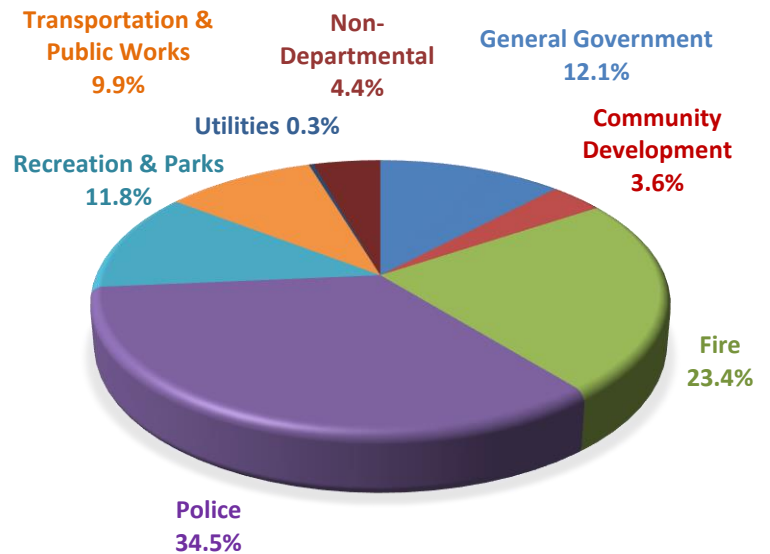


## General Fund

The General Fund is the main operating fund for the City of Santa Rosa. For FY 2014/15 the General Fund revenues are estimated at \$130.7 million. Sales and Property Tax are the two largest revenue sources for the City's General Fund, together accounting for 48% of General Fund revenue. The FY 2014/15 expenditure budget is estimated at \$128.9 million and reflects an emphasis on rebuilding and achieving stability for the core services provided to the community. This includes an increase in funding to stabilize permanent positions and ongoing operating expenditures, as well as increasing funding for known cost increases and urgent needs. The General Fund Revenues and Expenditures are shown in the following charts and graphs:

FY 2014/15 General Fund Budgeted Expenditures	
DEPARTMENT	EXPENDITURES (amts in millions)
General Government *	\$15.7
Community Development	4.6
Fire	30.1
Police	44.4
Recreation & Parks	15.2
Transportation & Public Works	12.8
Utilities	0.4
Non-Departmental	5.7
<b>TOTAL</b>	<b>\$128.9</b>

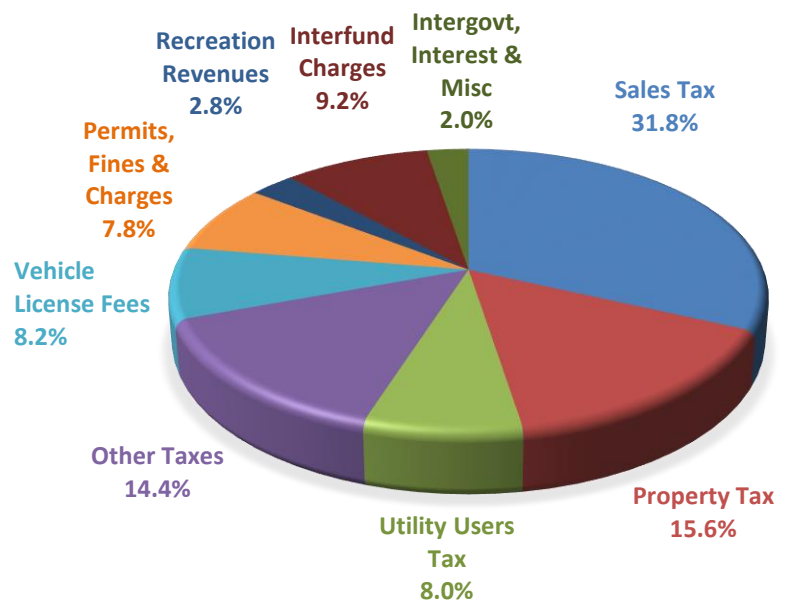
### EXPENDITURES – % BY DEPARTMENT



\*General Government departments include City Attorney, City Council, City Manager, Finance and Human Resources.

FY 2014/15 General Fund Budgeted Revenues	
SOURCE	REVENUES (amts in millions)
Sales Tax	\$41.6
Property Tax	20.4
Utility Users Tax	9.9
Other Taxes	18.8
Vehicle License Fees	10.7
Permits, Fines and Charges	10.2
Recreation Revenues	3.7
Interfund Charges	12.0
Intergovernmental, Interest & Misc.	3.4
<b>TOTAL</b>	<b>\$130.7</b>

### REVENUES – % BY SOURCE



Follow the link below for more information on the FY 2014/15 Budget

<http://ci.santa-rosa.ca.us/departments/finance/BudgetandFinancialPlanning/BudgetDocumentArchives/Pages/default.aspx>