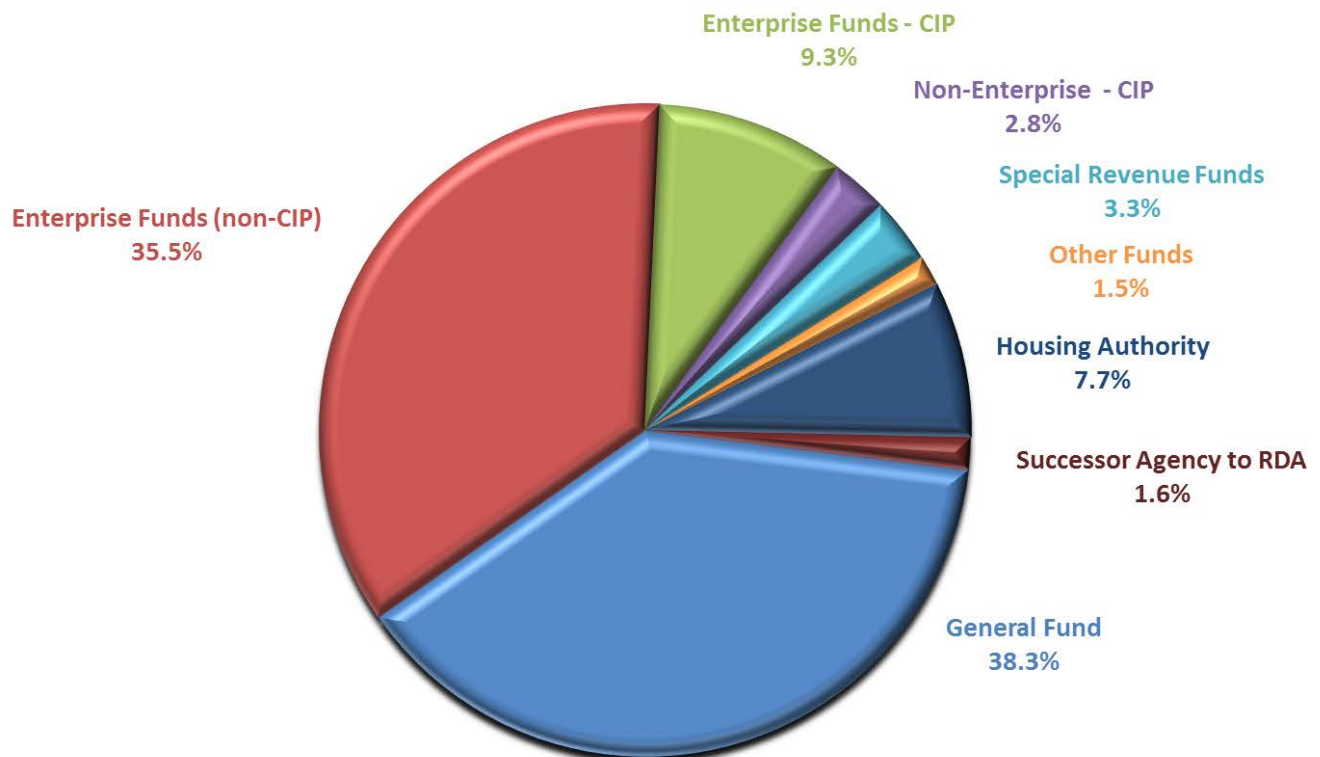


FY 2015-16 Budget at a Glance

Santa Rosa's Fiscal Year (FY) 2015-16 Operating and Capital Budget is \$356.7 million across all funds and is comprised of \$313.4 million of operational funding and \$43.3 million of capital project funding, more fully described as follows:

FUND TYPE	FY 2014-15 ADOPTED BUDGET <i>(amts in millions)</i>	FY 2015-16 ADOPTED BUDGET <i>(amts in millions)</i>	\$ Dollar Increase/ (Decrease) <i>(amts in millions)</i>	% Increase/ (Decrease)
General Fund	\$128.9	\$136.7	\$7.8	6.1%
Enterprise Funds (non-CIP)	121.2	126.5	5.3	4.4%
Enterprise Funds - CIP	43.4	33.2	(10.2)	-23.5%
Other Funds - CIP	14.7	10.1	(4.6)	-31.3%
Special Revenue Funds	11.0	11.6	0.6	5.5%
Other Funds	6.1	5.3	(0.8)	-13.1%
Housing Authority	26.7	27.6	0.9	3.4%
Successor Agency to RDA	4.6	5.7	1.1	23.9%
TOTAL	\$356.6	\$356.7	\$0.1	0.0%
Operations (net of CIP)	\$298.5	\$313.4	\$14.9	5.0%
CIP only	\$58.1	\$43.3	(\$14.8)	-25.5%

NOTE: Measure P Revenue estimated at \$8,405,844 is included in General Fund
Measure O Revenue estimated at \$8,913,878 is included in Special Revenue Funds



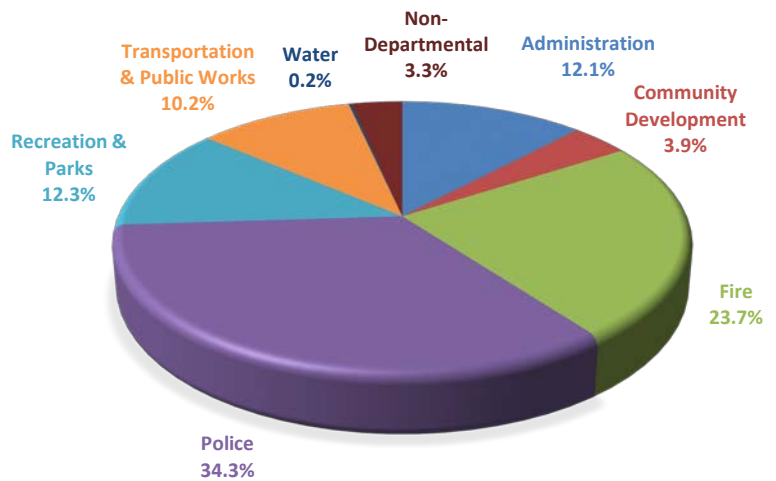
General Fund

The General Fund is the main operating fund for the City of Santa Rosa. For FY 2015-16 the General Fund revenues are estimated at \$138.8 million. Sales and Property Tax are the two largest revenue sources for the City's General Fund, together accounting for 49% of General Fund revenue. The FY 2015-16 expenditure budget is estimated at \$136.7 million and reflects an emphasis on rebuilding and achieving stability for the core services provided to the community. This includes an increase in funding to stabilize permanent positions and ongoing operating expenditures, as well as increasing funding for known cost increases and urgent needs. The General Fund Revenues and Expenditures are shown in the following charts and graphs:

FY 2015-16 General Fund Budgeted Expenditures	
DEPARTMENT	EXPENDITURES (amts in millions)
Administration *	\$16.5
Community Development	5.3
Fire	32.4
Police	46.9
Recreation & Parks	16.8
Transportation & Public Works	14.0
Water	0.3
Non-Departmental	4.5
TOTAL	\$136.7

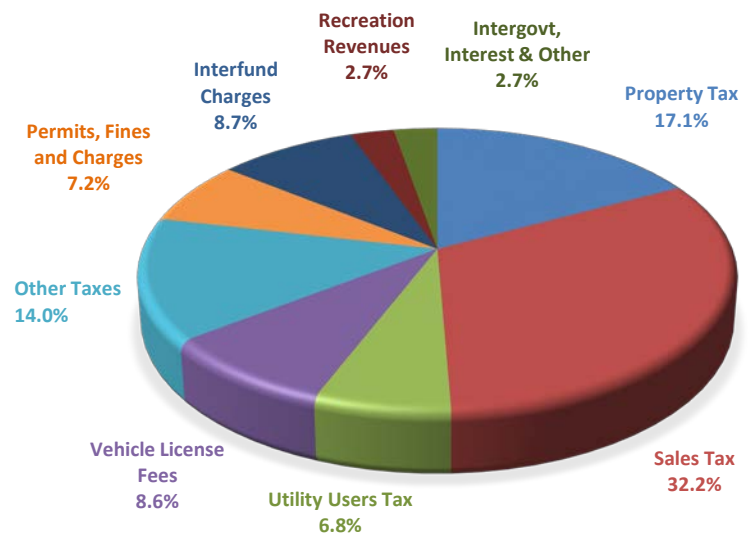
*Administration departments include City Attorney, City Council, City Manager, Finance and Human Resources.

EXPENDITURES – % BY DEPARTMENT



FY 2015-16 General Fund Budgeted Revenues	
SOURCE	REVENUES (amts in millions)
Property Tax	\$23.8
Sales Tax	44.7
Utility Users Tax	9.1
Vehicle License Fees	12.0
Other Taxes	19.5
Permits, Fines and Charges	10.0
Interfund Charges	12.1
Recreation Revenues	3.8
Intergovernmental, Interest & Other	3.8
TOTAL	\$138.8

REVENUES – % BY SOURCE



Follow the link below for more information on the FY 2015-16 Budget:

<http://ci.santa-rosa.ca.us/departments/finance/BudgetandFinancialPlanning/BudgetDocumentArchives/Pages/default.aspx>