

# **City of Santa Rosa**

## **Monthly Investment Report**

**December 31, 2018**

## City's Investment Objectives

- **Investment Objectives:** In accordance with the City's Investment Policy, the City's primary objectives in order of priority are:
  - **Safety** – Safety of principal is the foremost objective of the investment program. Investments for the City will be made in a manner that seeks to ensure the preservation of capital in the overall portfolio.
  - **Liquidity** – The City's investment portfolio will remain sufficiently liquid to enable the City to meet all operating requirements which might be reasonably anticipated.
  - **Yield** – The City's investment portfolio shall be designed with the objective of attaining a market rate of return throughout budgetary and economic cycles, taking into account the investment risk constraints, liquidity needs, and cash flow characteristics of the portfolio.
- **Certification:** The City has sufficient funds to meet expenditures for the following six-month period.

# Investment Guidelines

- The City invests in permitted securities consistent with California Government Code sections §§53601, 53635, and 16429.1. The City's Investment Policy includes additional sector allocation and maturity restrictions that reflect the City's risk tolerances.

Security Type	California Government Code	City's Investment Policy
U.S. Treasury Notes	✓	✓
Federal Agencies	✓	✓
International Bank for Reconstruction and Development, International Finance Corporation, or Inter-American Development Bank Bonds	✓	
CA Municipal Investments	✓	✓
State Municipals	✓	✓
Corporate Notes	✓	✓
Mortgage-Backed Securities	✓	✓
Commercial Paper	✓	✓
Time Certificates of Deposit	✓	✓
Negotiable Certificates of Deposit	✓	✓
Bankers' Acceptances	✓	✓
Repurchase Agreements	✓	✓
Reverse Repurchase Agreements	✓	
Mutual Funds	✓	✓
Money Market Funds	✓	✓
Local Government Pools	✓	✓
Local Agency Investment Fund (LAIF)	✓	✓

# Market Summary

## Economic Conditions

- December was not for the faint of heart as 2018 ended with surging volatility, worldwide equity sell-offs, U.S. Treasury yield curve inversion, trade tensions, and a partial government shutdown. Surprisingly, for the moment, some calm has returned, with the backdrop of “steady-as-she-goes” for the U.S. economy.
- The Federal Reserve (“Fed”) is recalibrating monetary policy. While the median consensus of Fed governors is for two rate hikes in 2019, the market expectation is for none (as measured by fed funds futures). Fed Chair Jerome Powell tempered expectations in a recent speech, expressing that the Fed is “prepared to adjust policy quickly and flexibly” if necessary, and other Fed policy makers have joined in tempering expectations.
- Geopolitical risks continue to weigh on the markets. Global political uncertainty combined with concerns about slower global growth (especially in the Eurozone and China) triggered wild gyrations in stock prices and bond yields. In particular, yields on intermediate- and longer-term U.S. Treasuries plummeted in December, falling by up to 34 basis points (0.34%) in the month.
- A protracted U.S. government shutdown could derail the economy and the markets. The shutdown began at midnight on December 21st, affecting nine important Federal agencies. The Trump administration and lawmakers have thus far failed to reach an agreement on the necessary appropriations bills to fund the government. The longer it goes on, the more likely it will crimp economic growth well into 2019.

## Market Reaction

- In December, the U.S. Treasury yield curve inverted between 2- and 5-year maturities for the first time since 2007. Yields on maturities greater than two years rallied 25 to 30 basis points, while shorter-term yields were pinned to the steady fed funds rate.
- As a result of falling yields, fixed income returns were strong for the month. For example, the 2-Year and 5-Year Constant Maturity U.S. Treasury Indices returned 0.81% and 1.85%, respectively. Meanwhile, the 30-Year Index generated 5.96% total return just for the month.

# Portfolio Information Summary

## Funds Included in Report

- The following report includes the City's funds held in overnight investment vehicles (savings accounts, money market funds, and CA state investment pool) and a portfolio of individual fixed income securities (operating and bond proceeds).

## Portfolio Summary and Characteristics

- Funds are shown on a par, amortized cost, and market value basis.
  - Par Value. Face value, stated value, or maturity value of a security.
  - Amortized Cost Value (Book Value). Represents the original cost of an investment adjusted for amortization of premium or accretion of discount.
  - Market Value. The current price at which that security is trading between buyers and sellers. Valuation is highly dependent on interest rate movements.
- The investment sector and credit ratings distribution is shown based on market value basis.
- Demonstrates level of diversification by investment type and credit quality. Additionally, illustrates active management of funds to optimize value in the current market.

## Investment Program Maturity Summary

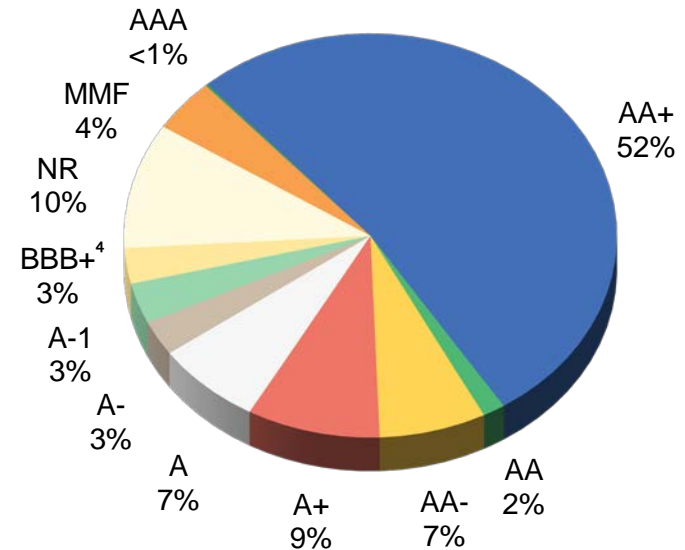
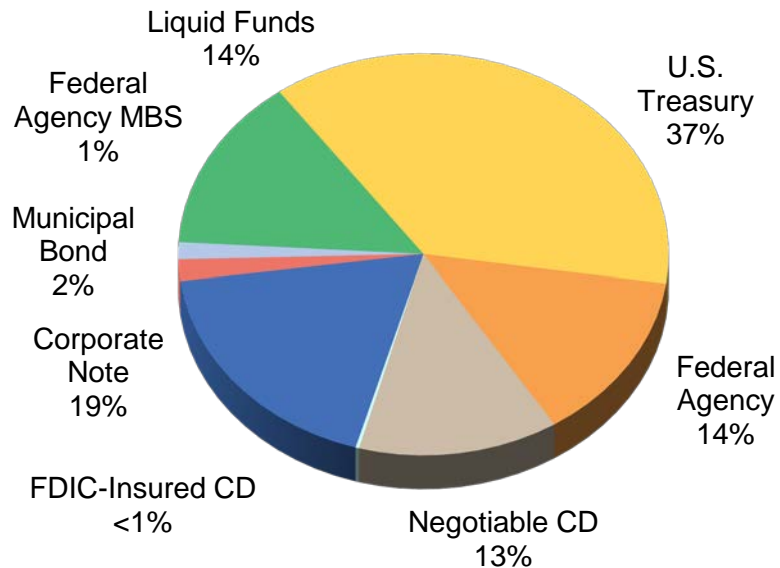
- The maturity distribution of the City's funds (market value plus accrued interest) from one-day to the five-year mandated limit.
- The percentage change in maturity distribution month-over-month is shown in the table.
- Demonstrates level of diversification by maturity date. Shows placement of funds to take advantage of opportunities while ensuring that the City has funds to meet its cash flow needs.

## Portfolio Yield Summary

- The historical yield and duration of the City's funds, effective monthly yield for the California Local Government Investment Fund (LAIF), and the monthly yield for the Bank of America/Merrill Lynch 1–3 year Treasury Index is shown for the trailing six months.
- A historical record of the City's overall fund balance and earnings rates.

## Portfolio Summary and Characteristics

Security Type	Par Value	Amortized Cost Value <sup>1</sup>	Market Value <sup>1</sup>	December 31, 2018 % of Portfolio <sup>3</sup>
U.S. Treasury	\$150,976,000	\$151,110,038	\$150,163,206	37%
Federal Agency	\$55,095,000	\$55,313,805	\$55,125,158	14%
Federal Agency Mortgage-Backed	\$5,419,586	\$5,465,103	\$5,474,735	1%
Negotiable CD	\$52,815,000	\$53,216,405	\$53,042,513	13%
FDIC-Insured CD	\$914,252	\$919,529	\$918,288	<1%
Corporate Notes	\$74,129,000	\$74,468,746	\$73,934,362	18%
Municipal Bond	\$6,950,000	\$6,993,547	\$6,954,279	2%
Liquid Funds <sup>2</sup>	\$56,547,251	\$56,547,251	\$56,547,251	14%
<b>Total Value</b>	<b>\$402,846,089</b>	<b>\$404,034,424</b>	<b>\$402,159,792</b>	<b>100%</b>



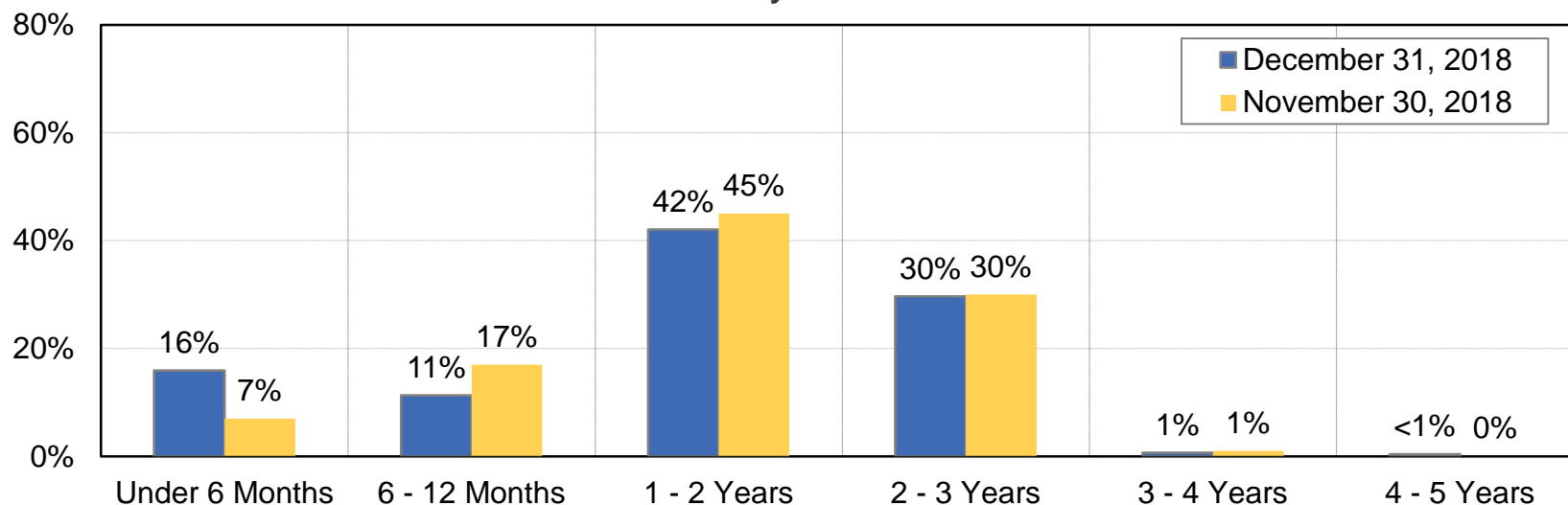
Ratings by Standard & Poor's

1. Security market values include accrued interest as of trade date.
2. Liquid Funds include the City's LAIF, PFM Funds-Prime Money Market Fund, Wells Fargo Peg & Sweep, and custody account cash balances.
3. Based on market value plus accrued interest. Percentages may not add exactly to 100% due to rounding.
4. Credit rating for security was compliant at the time of purchase. City has elected to hold security until it is advantageous to sell or to maturity.

## Investment Program Maturity Summary

Maturity <sup>1</sup>	Market Value <sup>2</sup>	December 31, 2018 % of Portfolio	November 30, 2018 % of Portfolio
Under 6 Months	\$63,992,359	16%	7%
6–12 Months	\$45,445,368	11%	17%
1–2 Years	\$169,128,774	42%	45%
2–3 Years	\$119,267,018	30%	30%
3–4 Years	\$2,702,416	1%	1%
4-5 Years	\$1,623,857	<1%	0%
<b>Total Market Value</b>	<b>\$402,159,792</b>	<b>100%</b>	<b>100%</b>

Maturity Distribution<sup>2</sup>

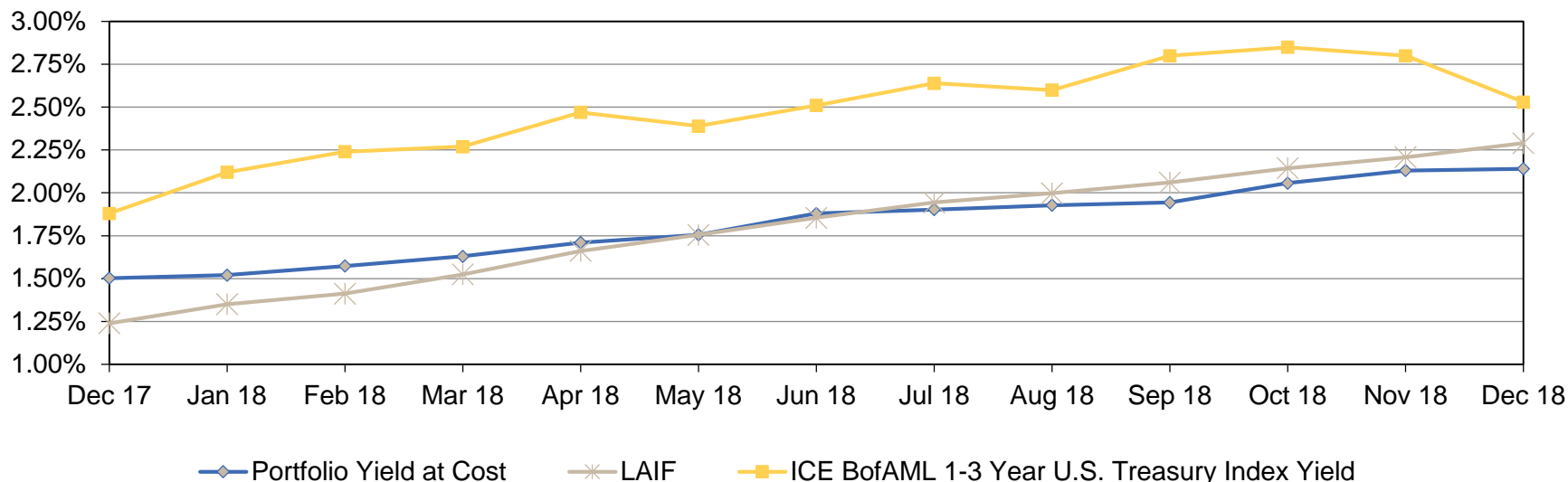


1. Funds held in LAIF are included in the under 6-month range because they can be accessed within one day.
2. Security market values include accrued interest as of trade date. Values may not sum exactly to 100% due to rounding.

## Portfolio Yield Summary

Date	Market Value <sup>1</sup>	Portfolio Duration	Portfolio Yield (Cost)	LAIF Yield (Monthly Effective) <sup>2</sup>	1-3 Year Treasury Index Yield <sup>2</sup>
Jun-18	\$403,409,604	1.48	1.88%	1.85%	2.51%
Jul-18	\$382,281,851	1.58	1.90%	1.94%	2.64%
Aug-18	\$362,179,863	1.52	1.93%	2.00%	2.60%
Sep-18	\$358,702,095	1.52	1.94%	2.06%	2.80%
Oct-18	\$363,795,361	1.60	2.06%	2.14%	2.85%
Nov-18	\$366,295,390	1.52	2.13%	2.21%	2.80%
Dec-18	\$402,159,792	1.52	2.14%	2.29%	2.53%

Comparison of Combined Portfolio Yield, BAML 1-3 Year Treasury Index<sup>2</sup>, and LAIF<sup>3</sup>



1. Security market values include accrued interest as of trade date.
2. Source: ICE Bank of America/Merrill Lynch Global Bond Indices
3. Source: California State Treasurer's website. Average monthly effective yield.





**Managed Account Detail of Securities Held**

For the Month Ending **December 31, 2018**

**CITY OF SANTA ROSA**

<b>Security Type/Description Dated Date/Coupon/Maturity</b>	<b>CUSIP</b>	<b>Par</b>	<b>S&amp;P Rating</b>	<b>Moody's Rating</b>	<b>Trade Date</b>	<b>Settle Date</b>	<b>Original Cost</b>	<b>YTM at Cost</b>	<b>Accrued Interest</b>	<b>Amortized Cost</b>	<b>Market Value</b>
<b>U.S. Treasury Bond / Note</b>											
US TREASURY NOTES DTD 12/01/2014 1.500% 11/30/2019	912828G61	13,300,000.00	AA+	Aaa	12/01/16	12/05/16	13,320,781.25	1.45	17,538.46	13,306,443.45	13,162,850.40
US TREASURY NOTES DTD 02/02/2015 1.250% 01/31/2020	912828H52	7,050,000.00	AA+	Aaa	01/03/17	01/05/17	6,993,820.31	1.52	36,878.40	7,029,926.82	6,948,106.35
US TREASURY NOTES DTD 03/02/2015 1.375% 02/29/2020	912828J50	7,500,000.00	AA+	Aaa	05/15/18	05/16/18	7,344,726.56	2.56	35,039.71	7,398,704.85	7,395,120.00
US TREASURY NOTES DTD 03/02/2015 1.375% 02/29/2020	912828J50	8,400,000.00	AA+	Aaa	08/31/17	09/01/17	8,399,671.88	1.38	39,244.48	8,399,846.70	8,282,534.40
US TREASURY NOTES DTD 04/30/2015 1.375% 04/30/2020	912828K58	2,250,000.00	AA+	Aaa	04/03/17	04/05/17	2,239,892.58	1.53	5,298.69	2,245,570.63	2,215,370.25
US TREASURY NOTES DTD 04/30/2015 1.375% 04/30/2020	912828K58	3,950,000.00	AA+	Aaa	04/07/17	04/10/17	3,929,632.81	1.55	9,302.14	3,941,031.68	3,889,205.55
US TREASURY NOTES DTD 04/30/2015 1.375% 04/30/2020	912828K58	6,250,000.00	AA+	Aaa	04/10/17	04/10/17	6,219,482.42	1.54	14,718.58	6,236,563.50	6,153,806.25
US TREASURY NOTES DTD 06/30/2015 1.625% 06/30/2020	912828XH8	7,500,000.00	AA+	Aaa	06/26/17	06/28/17	7,526,953.13	1.50	336.67	7,513,579.73	7,398,630.00
US TREASURY NOTES DTD 06/30/2015 1.625% 06/30/2020	912828XH8	8,000,000.00	AA+	Aaa	06/15/17	06/15/17	8,024,687.50	1.52	359.12	8,012,304.56	7,891,872.00
US TREASURY NOTES DTD 07/31/2015 1.625% 07/31/2020	912828XM7	10,000,000.00	AA+	Aaa	07/05/17	07/07/17	10,006,250.00	1.60	68,002.72	10,003,280.80	9,858,200.00
US TREASURY NOTES DTD 08/31/2015 1.375% 08/31/2020	912828L32	4,000,000.00	AA+	Aaa	08/01/17	08/03/17	3,982,500.00	1.52	18,687.85	3,990,463.36	3,924,532.00
US TREASURY NOTES DTD 10/31/2015 1.375% 10/31/2020	912828L99	700,000.00	AA+	Aaa	10/17/17	10/17/17	693,164.06	1.71	1,648.48	695,844.91	685,781.60
US TREASURY NOTES DTD 11/30/2015 1.625% 11/30/2020	912828M98	3,630,000.00	AA+	Aaa	11/01/17	11/03/17	3,614,260.55	1.77	5,185.71	3,620,120.92	3,570,163.08
US TREASURY NOTES DTD 12/31/2015 1.750% 12/31/2020	912828N48	9,000,000.00	AA+	Aaa	12/01/17	12/05/17	8,957,109.38	1.91	435.08	8,971,848.99	8,871,678.00



## Managed Account Detail of Securities Held

For the Month Ending **December 31, 2018**

### CITY OF SANTA ROSA

Security Type/Description Dated Date/Coupon/Maturity	CUSIP	Par	S&P Rating	Moody's Rating	Trade Date	Settle Date	Original Cost	YTM at Cost	Accrued Interest	Amortized Cost	Market Value
<b>U.S. Treasury Bond / Note</b>											
US TREASURY NOTES DTD 01/31/2016 1.375% 01/31/2021	912828N89	575,000.00	AA+	Aaa	12/27/17	12/28/17	563,567.38	2.04	3,308.59	567,229.19	561,815.25
US TREASURY NOTES DTD 01/31/2016 1.375% 01/31/2021	912828N89	6,900,000.00	AA+	Aaa	01/02/18	01/04/18	6,762,000.00	2.05	39,703.13	6,805,630.36	6,741,783.00
US TREASURY NOTES DTD 06/02/2014 2.000% 05/31/2021	912828WN6	12,500,000.00	AA+	Aaa	06/04/18	06/06/18	12,277,832.03	2.62	21,978.02	12,319,117.50	12,361,325.00
US TREASURY NOTES DTD 06/30/2014 2.125% 06/30/2021	912828WR7	4,150,000.00	AA+	Aaa	07/03/18	07/06/18	4,086,453.13	2.66	243.61	4,096,482.80	4,115,633.85
US TREASURY NOTES DTD 08/15/2018 2.750% 08/15/2021	9128284W7	4,250,000.00	AA+	Aaa	09/26/18	09/28/18	4,231,904.30	2.91	44,145.72	4,233,513.57	4,278,721.50
US TREASURY NOTES DTD 08/15/2018 2.750% 08/15/2021	9128284W7	4,600,000.00	AA+	Aaa	09/10/18	09/12/18	4,596,585.94	2.78	47,781.25	4,596,960.46	4,631,086.80
US TREASURY NOTES DTD 08/15/2018 2.750% 08/15/2021	9128284W7	13,000,000.00	AA+	Aaa	09/05/18	09/07/18	13,010,664.06	2.72	135,033.97	13,009,639.37	13,087,854.00
UNITED STATES TREASURY NOTES DTD 10/15/2018 2.875% 10/15/2021	9128285F3	4,000,000.00	AA+	Aaa	12/11/18	12/12/18	4,011,406.25	2.77	19,696.13	4,011,201.20	4,042,188.00
<b>Security Type Sub-Total</b>		<b>141,505,000.00</b>					<b>140,793,345.52</b>	<b>1.99</b>	<b>564,566.51</b>	<b>141,005,305.35</b>	<b>140,068,257.28</b>
<b>Municipal Bond / Note</b>											
CT ST TXBL GO BONDS DTD 08/17/2016 1.300% 08/15/2019	20772J3D2	3,175,000.00	A	A1	08/03/16	08/17/16	3,181,858.00	1.23	15,592.78	3,176,444.97	3,140,583.00
CA ST TXBL GO BONDS DTD 04/25/2018 2.800% 04/01/2021	13063DGA0	3,775,000.00	AA-	Aa3	04/18/18	04/25/18	3,775,151.00	2.80	26,425.00	3,775,084.37	3,771,678.00
<b>Security Type Sub-Total</b>		<b>6,950,000.00</b>					<b>6,957,009.00</b>	<b>2.08</b>	<b>42,017.78</b>	<b>6,951,529.34</b>	<b>6,912,261.00</b>
<b>Federal Agency Collateralized Mortgage Obligation</b>											
FNMA SERIES 2015-M15 ASQ2 DTD 11/01/2015 1.898% 01/01/2019	3136AOSW1	27,568.75	AA+	Aaa	11/06/15	11/30/15	27,844.44	1.20	43.61	27,568.75	27,511.15



**Managed Account Detail of Securities Held**

For the Month Ending **December 31, 2018**

**CITY OF SANTA ROSA**

<b>Security Type/Description</b> <b>Dated Date/Coupon/Maturity</b>	<b>CUSIP</b>	<b>Par</b>	<b>S&amp;P Rating</b>	<b>Moody's Rating</b>	<b>Trade Date</b>	<b>Settle Date</b>	<b>Original Cost</b>	<b>YTM at Cost</b>	<b>Accrued Interest</b>	<b>Amortized Cost</b>	<b>Market Value</b>
<b>Federal Agency Collateralized Mortgage Obligation</b>											
FNMA SERIES 2016-M9 ASQ2 DTD 06/01/2016 1.785% 06/01/2019	3136ASPX8	8,886.40	AA+	Aaa	06/09/16	06/30/16	8,975.26	1.05	13.22	8,889.27	8,842.06
FANNIE MAE SERIES 2015-M13 ASQ2 DTD 10/01/2015 1.646% 09/01/2019	3136AQDQ0	169,055.44	AA+	Aaa	10/07/15	10/30/15	170,748.34	1.08	231.89	169,165.36	168,031.15
FNA 2018-M5 A2 DTD 04/01/2018 3.560% 09/25/2021	3136B1XP4	1,904,075.21	AA+	Aaa	04/11/18	04/30/18	1,941,949.17	2.27	5,648.76	1,934,762.16	1,925,461.59
FHMS KJ23 A1 DTD 12/01/2018 3.174% 03/01/2022	3137FKK70	1,700,000.00	AA+	Aaa	12/07/18	12/14/18	1,699,986.40	3.05	4,496.50	1,699,986.40	1,710,598.48
FHMS KP05 A DTD 12/01/2018 3.203% 07/01/2023	3137FKK39	1,610,000.00	AA+	Aaa	12/07/18	12/17/18	1,609,995.17	3.11	4,297.36	1,610,000.00	1,619,559.54
<b>Security Type Sub-Total</b>		<b>5,419,585.80</b>					<b>5,459,498.78</b>	<b>2.72</b>	<b>14,731.34</b>	<b>5,450,371.94</b>	<b>5,460,003.97</b>
<b>Federal Agency Bond / Note</b>											
FHLB GLOBAL NOTES DTD 09/09/2016 1.000% 09/26/2019	3130A9EP2	6,125,000.00	AA+	Aaa	10/03/16	10/05/16	6,122,856.25	1.01	16,163.19	6,124,464.68	6,050,936.50
FANNIE MAE GLOBAL NOTES DTD 10/25/2016 1.000% 10/24/2019	3135G0R39	5,000,000.00	AA+	Aaa	05/02/17	05/02/17	4,944,100.00	1.46	9,305.56	4,981,426.35	4,933,725.00
FREDDIE MAC NOTES DTD 01/17/2017 1.500% 01/17/2020	3137EAAE5	6,250,000.00	AA+	Aaa	04/10/17	04/10/17	6,242,562.50	1.54	42,708.33	6,247,175.38	6,179,893.75
FNMA NOTES DTD 02/28/2017 1.500% 02/28/2020	3135G0T29	3,675,000.00	AA+	Aaa	02/24/17	02/28/17	3,672,648.00	1.52	18,834.38	3,674,079.49	3,633,171.15
FEDERAL HOME LOAN BANKS NOTES DTD 05/21/2018 2.625% 05/28/2020	3130AECJ7	5,000,000.00	AA+	Aaa	06/04/18	06/06/18	5,007,300.00	2.55	12,031.25	5,005,268.40	5,007,215.00
FNMA NOTES DTD 08/01/2017 1.500% 07/30/2020	3135G0T60	6,475,000.00	AA+	Aaa	08/31/17	09/01/17	6,476,683.50	1.49	40,738.54	6,475,935.25	6,367,935.88
FREDDIE MAC NOTES DTD 02/16/2018 2.375% 02/16/2021	3137EAEL9	3,250,000.00	AA+	Aaa	04/18/18	04/19/18	3,226,372.50	2.64	28,945.31	3,232,113.56	3,238,716.00
FANNIE MAE NOTES DTD 06/25/2018 2.750% 06/22/2021	3135G0U35	3,000,000.00	AA+	Aaa	12/11/18	12/12/18	2,994,570.00	2.82	2,062.50	2,994,694.20	3,016,833.00



## Managed Account Detail of Securities Held

For the Month Ending **December 31, 2018**

### CITY OF SANTA ROSA

Security Type/Description Dated Date/Coupon/Maturity	CUSIP	Par	S&P Rating	Moody's Rating	Trade Date	Settle Date	Original Cost	YTM at Cost	Accrued Interest	Amortized Cost	Market Value
<b>Federal Agency Bond / Note</b>											
FANNIE MAE NOTES DTD 06/25/2018 2.750% 06/22/2021	3135G0U35	3,350,000.00	AA+	Aaa	06/22/18	06/25/18	3,349,229.50	2.76	2,303.13	3,349,353.89	3,368,796.85
FEDERAL HOME LOAN BANKS NOTES DTD 10/12/2018 3.000% 10/12/2021	3130AF5B9	3,650,000.00	AA+	Aaa	12/11/18	12/12/18	3,664,819.00	2.85	24,029.17	3,664,564.70	3,696,559.40
FEDERAL HOME LOAN BANKS NOTES DTD 10/12/2018 3.000% 10/12/2021	3130AF5B9	6,675,000.00	AA+	Aaa	11/02/18	11/06/18	6,671,128.50	3.02	43,943.75	6,671,348.84	6,760,146.30
<b>Security Type Sub-Total</b>		<b>52,450,000.00</b>					<b>52,372,269.75</b>	<b>2.07</b>	<b>241,065.11</b>	<b>52,420,424.74</b>	<b>52,253,928.83</b>

<b>Corporate Note</b>											
GOLDMAN SACHS GRP INC CORP NT (CALLABLE) DTD 04/25/2016 2.000% 04/25/2019	38141GVT8	390,000.00	BBB+	A3	04/20/16	04/25/16	388,915.80	2.10	1,430.00	389,882.55	388,639.68
GOLDMAN SACHS GRP INC CORP NT (CALLABLE) DTD 04/25/2016 2.000% 04/25/2019	38141GVT8	2,500,000.00	BBB+	A3	04/21/16	04/26/16	2,498,400.00	2.02	9,166.67	2,499,826.75	2,491,280.00
CITIGROUP INC CORP NOTES DTD 06/09/2016 2.050% 06/07/2019	172967KS9	1,120,000.00	BBB+	Baa1	06/02/16	06/09/16	1,119,417.60	2.07	1,530.67	1,119,913.45	1,115,278.08
CISCO SYSTEMS INC CORP NOTES DTD 09/20/2016 1.400% 09/20/2019	17275RBG6	2,900,000.00	AA-	A1	09/13/16	09/20/16	2,896,781.00	1.44	11,390.56	2,899,215.87	2,873,984.10
WAL-MART STORES INC CORP NOTE DTD 10/20/2017 1.750% 10/09/2019	931142DY6	1,505,000.00	AA	Aa2	10/11/17	10/20/17	1,504,969.90	1.75	5,999.10	1,504,986.79	1,494,433.40
BB&T CORP (CALLABLE) NOTE DTD 12/08/2014 2.450% 01/15/2020	05531FAS2	605,000.00	A-	A2	01/31/17	02/03/17	611,031.25	2.10	6,834.82	607,054.80	600,777.71
JPMORGAN CHASE & CO (CALLABLE) DTD 01/23/2015 2.250% 01/23/2020	46625HKA7	3,250,000.00	A-	A2	06/15/17	06/20/17	3,262,252.50	2.10	32,093.75	3,254,878.41	3,217,630.00
MORGAN STANLEY CORP BONDS DTD 01/27/2015 2.650% 01/27/2020	61747YDW2	1,450,000.00	BBB+	A3	01/31/17	02/03/17	1,462,542.50	2.35	16,437.36	1,454,608.49	1,439,116.30
AMERICAN HONDA FINANCE DTD 02/16/2017 2.000% 02/14/2020	02665WBM2	1,365,000.00	A+	A2	02/13/17	02/16/17	1,363,061.70	2.05	10,389.17	1,364,261.51	1,349,085.47



## Managed Account Detail of Securities Held

For the Month Ending **December 31, 2018**

### CITY OF SANTA ROSA

Security Type/Description Dated Date/Coupon/Maturity	CUSIP	Par	S&P Rating	Moody's Rating	Trade Date	Settle Date	Original Cost	YTM at Cost	Accrued Interest	Amortized Cost	Market Value
<b>Corporate Note</b>											
AMERICAN EXPRESS CREDIT (CALLABLE) NOTE DTD 03/03/2017 2.200% 03/03/2020	0258M0EE5	1,475,000.00	A-	A2	02/28/17	03/03/17	1,473,466.00	2.24	10,636.39	1,474,388.72	1,459,142.28
WALT DISNEY COMPANY CORP NOTES DTD 03/06/2017 1.950% 03/04/2020	25468PDP8	570,000.00	A+	A2	03/01/17	03/06/17	569,851.80	1.96	3,612.38	569,940.73	564,481.26
HSBC USA INC NOTES DTD 03/05/2015 2.350% 03/05/2020	40428HPR7	1,104,000.00	A	A2	03/27/18	03/29/18	1,089,935.04	3.03	8,359.73	1,095,347.63	1,092,854.02
JOHN DEERE CAPITAL CORP NOTES DTD 03/15/2017 2.200% 03/13/2020	24422ETQ2	1,200,000.00	A	A2	03/10/17	03/15/17	1,199,064.00	2.23	7,920.00	1,199,617.32	1,188,930.00
TOYOTA MOTOR CREDIT CORP DTD 04/17/2017 1.950% 04/17/2020	89236TDU6	475,000.00	AA-	Aa3	04/11/17	04/17/17	474,781.50	1.97	1,903.96	474,904.19	469,100.50
GOLDMAN SACHS GROUP INC CORP NOTES DTD 01/23/2015 2.600% 04/23/2020	38148LAA4	360,000.00	BBB+	A3	11/01/17	11/03/17	362,714.40	2.28	1,768.00	361,458.53	356,478.84
UNILEVER CAPITAL CORP BONDS DTD 05/05/2017 1.800% 05/05/2020	904764AV9	750,000.00	A+	A1	05/02/17	05/05/17	747,607.50	1.91	2,100.00	748,911.33	738,838.50
INTEL CORP NOTES DTD 05/11/2017 1.850% 05/11/2020	458140AZ3	1,650,000.00	A+	A1	05/08/17	05/11/17	1,649,373.00	1.86	4,239.58	1,649,711.30	1,629,780.90
GENERAL DYNAMICS CORP DTD 05/11/2018 2.875% 05/11/2020	369550BA5	2,010,000.00	A+	A2	05/08/18	05/11/18	2,002,884.60	3.06	8,026.04	2,005,113.47	2,011,380.87
HOME DEPOT INC CORP NOTES DTD 06/05/2017 1.800% 06/05/2020	437076BO4	1,530,000.00	A	A2	05/24/17	06/05/17	1,529,112.60	1.82	1,989.00	1,529,571.72	1,508,107.23
WALT DISNEY COMPANY CORP NOTES DTD 06/06/2017 1.800% 06/05/2020	25468PDU7	3,250,000.00	A+	A2	06/01/17	06/06/17	3,246,230.00	1.84	4,225.00	3,248,178.28	3,202,358.25
JOHN DEERE CAPITAL CORP NOTES DTD 06/22/2017 1.950% 06/22/2020	24422ETS8	665,000.00	A	A2	06/19/17	06/22/17	664,594.35	1.97	324.19	664,797.59	654,626.67
BRANCH BANKING & TRUST (CALLABLE) CORP DTD 06/29/2015 2.625% 06/29/2020	05531FAU7	2,275,000.00	A-	A2	03/17/17	03/22/17	2,295,952.75	2.33	331.77	2,284,502.63	2,254,634.20



## Managed Account Detail of Securities Held

For the Month Ending **December 31, 2018**

### CITY OF SANTA ROSA

Security Type/Description Dated Date/Coupon/Maturity	CUSIP	Par	S&P Rating	Moody's Rating	Trade Date	Settle Date	Original Cost	YTM at Cost	Accrued Interest	Amortized Cost	Market Value
<b>Corporate Note</b>											
AMERICAN HONDA FINANCE CORP NOTES DTD 07/20/2017 1.950% 07/20/2020	02665WBT7	720,000.00	A+	A2	07/17/17	07/20/17	719,272.80	1.98	6,279.00	719,618.28	708,618.96
BNY MELLON CORP NOTE (CALLABLE) DTD 08/17/2015 2.600% 08/17/2020	06406HDD8	1,475,000.00	A	A1	02/16/18	02/21/18	1,467,757.75	2.81	14,274.72	1,470,210.65	1,465,295.98
CATERPILLAR FINL SERVICE NOTE DTD 09/07/2017 1.850% 09/04/2020	14913Q2A6	2,430,000.00	A	A3	09/05/17	09/07/17	2,427,958.80	1.88	14,610.38	2,428,842.49	2,382,675.75
CITIGROUP INC CORP NOTES DTD 10/26/2015 2.650% 10/26/2020	172967KB6	2,100,000.00	BBB+	Baa1	09/22/17	09/26/17	2,123,352.00	2.27	10,047.92	2,113,984.45	2,072,080.50
AMERICAN EXPRESS CO CORP (CALLABLE) NOTE DTD 10/30/2017 2.200% 10/30/2020	025816BP3	1,500,000.00	BBB+	A3	10/23/17	10/30/17	1,498,050.00	2.25	5,591.67	1,498,795.05	1,472,929.50
JOHNSON & JOHNSON CORP NOTE DTD 11/10/2017 1.950% 11/10/2020	478160CH5	695,000.00	AAA	Aaa	11/08/17	11/10/17	694,256.35	1.99	1,919.94	694,534.29	684,818.95
PACCAR FINANCIAL CORP NOTES DTD 11/13/2017 2.050% 11/13/2020	69371RN85	910,000.00	A+	A1	11/06/17	11/13/17	909,918.10	2.05	2,487.33	909,948.47	895,310.78
VISA INC (CALLABLE) CORP NOTES DTD 12/14/2015 2.200% 12/14/2020	92826CAB8	825,000.00	AA-	A1	08/25/17	08/30/17	834,075.00	1.85	857.08	830,365.07	816,038.03
JOHN DEERE CAPITAL CORP NOTES DTD 01/08/2018 2.350% 01/08/2021	24422ETZ2	610,000.00	A	A2	01/03/18	01/08/18	609,682.80	2.37	6,888.76	609,784.04	601,637.51
BRANCH BANKING & TRUST (CALLABLE) NOTES DTD 10/26/2017 2.150% 02/01/2021	05531FAZ6	350,000.00	A-	A2	11/16/17	11/20/17	348,180.00	2.32	3,135.42	348,797.22	342,634.60
PACCAR FINANCIAL CORP NOTES DTD 02/27/2018 2.800% 03/01/2021	69371RN93	1,110,000.00	A+	A1	02/22/18	02/27/18	1,109,456.10	2.82	10,360.00	1,109,602.46	1,099,947.84
JOHN DEERE CAPITAL CORP NOTES DTD 03/13/2018 2.875% 03/12/2021	24422EUD9	1,625,000.00	A	A2	03/08/18	03/13/18	1,623,895.00	2.90	14,145.40	1,624,180.30	1,620,635.25
CATERPILLAR FINANCIAL SERVICES CORP NOTE DTD 03/15/2018 2.900% 03/15/2021	14913Q2G3	825,000.00	A	A3	03/12/18	03/15/18	824,554.50	2.92	7,044.58	824,668.86	824,413.43



## Managed Account Detail of Securities Held

For the Month Ending **December 31, 2018**

### CITY OF SANTA ROSA

Security Type/Description Dated Date/Coupon/Maturity	CUSIP	Par	S&P Rating	Moody's Rating	Trade Date	Settle Date	Original Cost	YTM at Cost	Accrued Interest	Amortized Cost	Market Value
<b>Corporate Note</b>											
NATIONAL RURAL UTIL COOP DTD 02/26/2018 2.900% 03/15/2021	63743HER9	1,355,000.00	A	A2	02/21/18	02/26/18	1,353,495.95	2.94	11,570.19	1,353,890.59	1,348,830.69
UNILEVER CAPITAL CORP NOTES DTD 03/22/2018 2.750% 03/22/2021	904764AZ0	2,750,000.00	A+	A1	03/19/18	03/22/18	2,735,947.50	2.93	20,796.88	2,739,465.25	2,736,761.50
UNITED PARCEL SERVICE CORPORATE BOND DTD 11/14/2017 2.050% 04/01/2021	911312BP0	1,935,000.00	A+	A1	11/09/17	11/14/17	1,931,942.70	2.10	9,916.88	1,932,929.22	1,901,187.81
TOYOTA MOTOR CREDIT CORP NOTES DTD 04/13/2018 2.950% 04/13/2021	89236TEU5	235,000.00	AA-	Aa3	04/11/18	04/13/18	235,119.85	2.93	1,502.04	235,092.13	235,035.25
TOYOTA MOTOR CREDIT CORP NOTES DTD 04/13/2018 2.950% 04/13/2021	89236TEU5	585,000.00	AA-	Aa3	04/11/18	04/13/18	585,269.10	2.93	3,739.13	585,206.86	585,087.75
TOYOTA MOTOR CREDIT CORP NOTES DTD 04/13/2018 2.950% 04/13/2021	89236TEU5	1,950,000.00	AA-	Aa3	04/10/18	04/13/18	1,949,220.00	2.96	12,463.75	1,949,400.36	1,950,292.50
BANK OF NEW YORK MELLON CORP (CALLABLE) DTD 02/19/2016 2.500% 04/15/2021	06406FAA1	1,705,000.00	A	A1	02/16/18	02/21/18	1,682,852.05	2.93	8,998.61	1,688,736.31	1,684,004.63
MORGAN STANLEY CORP NOTES DTD 04/21/2016 2.500% 04/21/2021	61746BEA0	1,800,000.00	BBB+	A3	02/13/18	02/15/18	1,769,760.00	3.06	8,750.00	1,777,846.41	1,761,832.80
HERSHEY COMPANY CORP NOTES DTD 05/10/2018 3.100% 05/15/2021	427866BA5	1,240,000.00	A	A1	05/03/18	05/10/18	1,239,144.40	3.12	4,911.78	1,239,323.46	1,250,977.72
CHARLES SCHWAB CORP NOTES DTD 05/22/2018 3.250% 05/21/2021	808513AW5	1,575,000.00	A	A2	05/17/18	05/22/18	1,574,952.75	3.25	5,687.50	1,574,961.08	1,582,686.00
WAL-MART STORES INC CORP NOTES DTD 06/27/2018 3.125% 06/23/2021	931142EJ8	2,315,000.00	AA	Aa2	06/20/18	06/27/18	2,314,884.25	3.13	1,607.64	2,314,898.28	2,331,448.08
3M COMPANY DTD 09/14/2018 3.000% 09/14/2021	88579YBA8	815,000.00	AA-	A1	09/11/18	09/14/18	813,329.25	3.07	7,267.08	813,488.53	821,586.83
PFIZER INC CORP NOTE DTD 09/07/2018 3.000% 09/15/2021	717081EM1	2,050,000.00	AA	A1	09/04/18	09/07/18	2,047,232.50	3.05	19,475.00	2,047,517.02	2,062,242.60



## Managed Account Detail of Securities Held

For the Month Ending **December 31, 2018**

### CITY OF SANTA ROSA

Security Type/Description Dated Date/Coupon/Maturity	CUSIP	Par	S&P Rating	Moody's Rating	Trade Date	Settle Date	Original Cost	YTM at Cost	Accrued Interest	Amortized Cost	Market Value
<b>Corporate Note</b>											
BANK OF AMERICA CORP (CALLABLE) DTD 09/18/2017 2.328% 10/01/2021	06051GGS2	1,230,000.00	A-	A3	09/22/17	09/26/17	1,228,032.00	2.37	7,158.60	1,228,630.64	1,205,991.63
BANK OF AMERICA CORP (CALLABLE) DTD 09/18/2017 2.328% 10/01/2021	06051GGS2	2,020,000.00	A-	A3	09/13/17	09/18/17	2,020,000.00	2.33	11,756.40	2,020,000.00	1,980,571.62
AMERICAN EXPRESS CREDIT CORP NOTES DTD 11/06/2018 3.700% 11/05/2021	025816BY4	345,000.00	BBB+	A3	11/01/18	11/06/18	344,924.10	3.71	1,950.21	344,927.71	348,099.48
AMERICAN HONDA FINANCE CORP NOTES DTD 10/10/2018 3.375% 12/10/2021	02665WCP4	1,675,000.00	A+	A2	10/03/18	10/10/18	1,674,196.00	3.39	3,297.66	1,674,253.67	1,683,229.28
HOME DEPOT INC DTD 12/06/2018 3.250% 03/01/2022	437076BV3	975,000.00	A	A2	11/27/18	12/06/18	972,328.50	3.34	2,200.52	972,374.14	985,120.50
<b>Security Type Sub-Total</b>		<b>74,129,000.00</b>					<b>74,075,979.89</b>	<b>2.44</b>	<b>391,400.21</b>	<b>74,077,345.35</b>	<b>73,542,962.01</b>
<b>Certificate of Deposit</b>											
SUMITOMO MITSUI BANK NY CD DTD 05/04/2017 2.050% 05/03/2019	86563YVNO	3,150,000.00	A-1	P-1	05/03/17	05/04/17	3,150,000.00	2.05	10,224.38	3,150,000.00	3,142,581.75
SKANDINAV ENSKILDA BANKEN NY CD DTD 08/04/2017 1.840% 08/02/2019	83050FXT3	6,675,000.00	A-1	P-1	08/03/17	08/04/17	6,672,396.75	1.85	51,857.33	6,674,238.32	6,637,706.78
MUFG BANK LTD/NY CERT DEPOS DTD 09/27/2017 2.070% 09/25/2019	06539RGM3	3,250,000.00	A-1	P-1	09/25/17	09/27/17	3,250,000.00	2.07	18,313.75	3,250,000.00	3,227,324.75
CREDIT SUISSE NEW YORK CERT DEPOS DTD 02/08/2018 2.670% 02/07/2020	22549LFR1	3,250,000.00	A	A1	02/07/18	02/08/18	3,250,000.00	2.67	77,856.46	3,250,000.00	3,244,439.25
NORDEA BANK AB NY CD DTD 02/22/2018 2.720% 02/20/2020	65590ASN7	3,250,000.00	AA-	Aa3	02/20/18	02/22/18	3,250,000.00	2.72	32,167.78	3,250,000.00	3,248,024.00
UBS AG STAMFORD CT LT CD DTD 03/06/2018 2.900% 03/02/2020	90275DHG8	3,250,000.00	A+	Aa2	03/02/18	03/06/18	3,250,000.00	2.93	31,154.86	3,250,000.00	3,251,839.50
CREDIT AGRICOLE CIB NY FLT CERT DEPOS DTD 04/10/2018 3.253% 04/10/2020	22532XHT8	3,250,000.00	A+	A1	04/06/18	04/10/18	3,250,000.00	2.85	21,611.85	3,250,000.00	3,250,812.50





## Managed Account Detail of Securities Held

For the Month Ending **December 31, 2018**

### CITY OF SANTA ROSA

Security Type/Description Dated Date/Coupon/Maturity	CUSIP	Par	S&P Rating	Moody's Rating	Trade Date	Settle Date	Original Cost	YTM at Cost	Accrued Interest	Amortized Cost	Market Value
<b>Certificate of Deposit</b>											
CANADIAN IMP BK COMM NY FLT CERT DEPOS DTD 04/10/2018 3.183% 04/10/2020	13606BVF0	3,250,000.00	A+	Aa2	04/06/18	04/10/18	3,250,000.00	2.78	21,087.33	3,250,000.00	3,256,038.50
BANK OF NOVA SCOTIA HOUSTON CD DTD 06/07/2018 3.080% 06/05/2020	06417GU22	3,350,000.00	A+	Aa2	06/05/18	06/07/18	3,348,727.00	3.10	7,451.89	3,349,077.98	3,359,795.40
BANK OF MONTREAL CHICAGO CERT DEPOS DTD 08/03/2018 3.190% 08/03/2020	06370REU9	3,350,000.00	A+	Aa2	08/01/18	08/03/18	3,350,000.00	3.23	44,823.93	3,350,000.00	3,346,097.25
WESTPAC BANKING CORP NY CD DTD 08/07/2017 2.050% 08/03/2020	96121T4A3	5,990,000.00	AA-	Aa3	08/03/17	08/07/17	5,990,000.00	2.05	49,118.00	5,990,000.00	5,908,751.64
SUMITOMO MITSUI BANK NY CERT DEPOS DTD 10/18/2018 3.390% 10/16/2020	86565BPC9	3,350,000.00	A	A1	10/16/18	10/18/18	3,345,444.00	3.46	23,028.46	3,345,893.74	3,373,104.95
SWEDBANK (NEW YORK) CERT DEPOS DTD 11/17/2017 2.270% 11/16/2020	87019U6D6	3,250,000.00	AA-	Aa2	11/16/17	11/17/17	3,250,000.00	2.30	9,426.81	3,250,000.00	3,188,373.50
ROYAL BANK OF CANADA NY CD DTD 06/08/2018 3.240% 06/07/2021	78012UEE1	4,200,000.00	AA-	Aa2	06/07/18	06/08/18	4,200,000.00	3.24	9,072.00	4,200,000.00	4,200,428.40
<b>Security Type Sub-Total</b>		<b>52,815,000.00</b>					<b>52,806,567.75</b>	<b>2.60</b>	<b>407,194.83</b>	<b>52,809,210.04</b>	<b>52,635,318.17</b>
<b>Managed Account Sub-Total</b>		<b>333,268,585.80</b>					<b>332,464,670.69</b>	<b>2.21</b>	<b>1,660,975.78</b>	<b>332,714,186.76</b>	<b>330,872,731.26</b>
<b>Securities Sub-Total</b>		<b>\$333,268,585.80</b>					<b>\$332,464,670.69</b>	<b>2.21%</b>	<b>\$1,660,975.78</b>	<b>\$332,714,186.76</b>	<b>\$330,872,731.26</b>
<b>Accrued Interest</b>											<b>\$1,660,975.78</b>
<b>Total Investments</b>											<b>\$332,533,707.04</b>



**Managed Account Detail of Securities Held**

For the Month Ending **December 31, 2018**

**CITY OF SANTA ROSA**

<b>Security Type/Description Dated Date/Coupon/Maturity</b>	<b>CUSIP</b>	<b>Par</b>	<b>S&amp;P Rating</b>	<b>Moody's Rating</b>	<b>Trade Date</b>	<b>Settle Date</b>	<b>Original Cost</b>	<b>YTM at Cost</b>	<b>Accrued Interest</b>	<b>Amortized Cost</b>	<b>Market Value</b>
<b>Certificate of Deposit - FDIC Insured</b>											
SUMMIT STATE BANK (FDIC) CD DTD 01/15/2018 1.600% 01/15/2019	RE1064931	245,000.00	NR	NR	01/15/18	01/15/18	245,000.00	1.59	3,770.87	245,000.00	244,795.07
CHASE BANK FDIC CD DTD 09/20/2018 2.180% 09/20/2019	RE1290213	189,251.94	NR	NR	09/20/18	09/20/18	189,251.94	2.18	1,180.41	189,251.94	188,215.37
POPPY BANK (FIRST COMM) FDIC-INSURED CD DTD 12/20/2018 2.500% 12/20/2019	RE0959883	240,000.00	NR	NR	12/20/18	12/20/18	240,000.00	2.48	197.80	240,000.00	240,000.00
COMMUNITY FIRST CREDIT (FDIC-INSURED) CD DTD 12/23/2018 2.160% 12/23/2019	RE0959891	240,000.00	NR	NR	12/24/18	12/24/18	240,000.00	2.15	128.18	240,000.00	240,000.00
<b>Security Type Sub-Total</b>		<b>914,251.94</b>					<b>914,251.94</b>	<b>2.09</b>	<b>5,277.26</b>	<b>914,251.94</b>	<b>913,010.44</b>
<b>Managed Account Sub-Total</b>		<b>914,251.94</b>					<b>914,251.94</b>	<b>2.09</b>	<b>5,277.26</b>	<b>914,251.94</b>	<b>913,010.44</b>
<b>Securities Sub-Total</b>		<b>\$914,251.94</b>					<b>\$914,251.94</b>	<b>2.09%</b>	<b>\$5,277.26</b>	<b>\$914,251.94</b>	<b>\$913,010.44</b>
<b>Accrued Interest</b>											<b>\$5,277.26</b>
<b>Total Investments</b>											<b>\$918,287.70</b>



**Managed Account Detail of Securities Held**

For the Month Ending **December 31, 2018**

**SANTA ROSA FNTNGROVE 2011 A RESERVE**

<b>Security Type/Description</b> <b>Dated Date/Coupon/Maturity</b>	<b>CUSIP</b>	<b>Par</b>	<b>S&amp;P Rating</b>	<b>Moody's Rating</b>	<b>Trade Date</b>	<b>Settle Date</b>	<b>Original Cost</b>	<b>YTM at Cost</b>	<b>Accrued Interest</b>	<b>Amortized Cost</b>	<b>Market Value</b>
<b>U.S. Treasury Bond / Note</b>											
US TREASURY NOTES DTD 08/31/2017 1.250% 08/31/2019	9128282T6	311,000.00	AA+	Aaa	09/04/18	09/04/18	307,270.43	2.49	1,320.89	308,502.58	308,193.85
<b>Security Type Sub-Total</b>		<b>311,000.00</b>					<b>307,270.43</b>	<b>2.49</b>	<b>1,320.89</b>	<b>308,502.58</b>	<b>308,193.85</b>
<b>Federal Agency Bond / Note</b>											
FNMA NOTES DTD 09/02/2016 1.000% 08/28/2019	3135G0P49	297,000.00	AA+	Aaa	11/17/16	11/17/16	294,332.94	1.33	1,014.75	296,360.24	293,835.17
<b>Security Type Sub-Total</b>		<b>297,000.00</b>					<b>294,332.94</b>	<b>1.33</b>	<b>1,014.75</b>	<b>296,360.24</b>	<b>293,835.17</b>
<b>Managed Account Sub-Total</b>		<b>608,000.00</b>					<b>601,603.37</b>	<b>1.92</b>	<b>2,335.64</b>	<b>604,862.82</b>	<b>602,029.02</b>
<b>Securities Sub-Total</b>		<b>\$608,000.00</b>					<b>\$601,603.37</b>	<b>1.92%</b>	<b>\$2,335.64</b>	<b>\$604,862.82</b>	<b>\$602,029.02</b>
<b>Accrued Interest</b>											<b>\$2,335.64</b>
<b>Total Investments</b>											<b>\$604,364.66</b>



## Managed Account Detail of Securities Held

For the Month Ending **December 31, 2018**

### SANTA ROSA SKYHAWK 2011A RESERVE FUND

Security Type/Description Dated Date/Coupon/Maturity	CUSIP	Par	S&P Rating	Moody's Rating	Trade Date	Settle Date	Original Cost	YTM at Cost	Accrued Interest	Amortized Cost	Market Value
<b>U.S. Treasury Bond / Note</b>											
UNITED STATES TREASURY NOTES DTD 08/31/2018 2.625% 08/31/2020	9128284Y3	115,000.00	AA+	Aaa	09/04/18	09/04/18	114,955.08	2.65	1,025.71	114,962.47	115,152.72
<b>Security Type Sub-Total</b>		<b>115,000.00</b>					<b>114,955.08</b>	<b>2.65</b>	<b>1,025.71</b>	<b>114,962.47</b>	<b>115,152.72</b>
<b>Federal Agency Bond / Note</b>											
FNMA NOTES DTD 09/02/2016 1.000% 08/28/2019	3135G0P49	118,000.00	AA+	Aaa	11/17/16	11/17/16	116,940.36	1.33	403.17	117,745.82	116,742.59
<b>Security Type Sub-Total</b>		<b>118,000.00</b>					<b>116,940.36</b>	<b>1.33</b>	<b>403.17</b>	<b>117,745.82</b>	<b>116,742.59</b>
<b>Managed Account Sub-Total</b>		<b>233,000.00</b>					<b>231,895.44</b>	<b>1.98</b>	<b>1,428.88</b>	<b>232,708.29</b>	<b>231,895.31</b>
<b>Securities Sub-Total</b>		<b>\$233,000.00</b>					<b>\$231,895.44</b>	<b>1.98%</b>	<b>\$1,428.88</b>	<b>\$232,708.29</b>	<b>\$231,895.31</b>
<b>Accrued Interest</b>											<b>\$1,428.88</b>
<b>Total Investments</b>											<b>\$233,324.19</b>



**Managed Account Detail of Securities Held**

For the Month Ending **December 31, 2018**

**SANTA ROSA WSTWTR REV BDS COM RES**

<b>Security Type/Description Dated Date/Coupon/Maturity</b>	<b>CUSIP</b>	<b>Par</b>	<b>S&amp;P Rating</b>	<b>Moody's Rating</b>	<b>Trade Date</b>	<b>Settle Date</b>	<b>Original Cost</b>	<b>YTM at Cost</b>	<b>Accrued Interest</b>	<b>Amortized Cost</b>	<b>Market Value</b>
<b>U.S. Treasury Bond / Note</b>											
US TREASURY NOTES DTD 08/31/2015 1.375% 08/31/2020	912828L32	1,350,000.00	AA+	Aaa	11/17/16	11/17/16	1,343,091.80	1.51	6,307.15	1,346,925.43	1,324,529.55
UNITED STATES TREASURY NOTES DTD 08/31/2018 2.625% 08/31/2020	9128284Y3	7,695,000.00	AA+	Aaa	09/04/18	09/04/18	7,691,994.14	2.65	68,633.24	7,692,488.51	7,705,218.96
<b>Security Type Sub-Total</b>		<b>9,045,000.00</b>					<b>9,035,085.94</b>	<b>2.48</b>	<b>74,940.39</b>	<b>9,039,413.94</b>	<b>9,029,748.51</b>
<b>Federal Agency Bond / Note</b>											
FREDDIE MAC NOTES DTD 07/19/2017 1.375% 08/15/2019	3137EAEH8	980,000.00	AA+	Aaa	09/11/17	09/12/17	980,372.40	1.35	5,090.56	980,122.31	972,126.68
FNMA NOTES DTD 09/02/2016 1.000% 08/28/2019	3135G0P49	1,250,000.00	AA+	Aaa	11/17/16	11/17/16	1,238,775.00	1.33	4,270.83	1,247,307.39	1,236,680.00
<b>Security Type Sub-Total</b>		<b>2,230,000.00</b>					<b>2,219,147.40</b>	<b>1.34</b>	<b>9,361.39</b>	<b>2,227,429.70</b>	<b>2,208,806.68</b>
<b>Managed Account Sub-Total</b>		<b>11,275,000.00</b>					<b>11,254,233.34</b>	<b>2.26</b>	<b>84,301.78</b>	<b>11,266,843.64</b>	<b>11,238,555.19</b>
<b>Securities Sub-Total</b>		<b>\$11,275,000.00</b>					<b>\$11,254,233.34</b>	<b>2.26%</b>	<b>\$84,301.78</b>	<b>\$11,266,843.64</b>	<b>\$11,238,555.19</b>
<b>Accrued Interest</b>											<b>\$84,301.78</b>
<b>Total Investments</b>											<b>\$11,322,856.97</b>