

City of Santa Rosa

Monthly Investment Report

February 29, 2020

City's Investment Objectives

- **Investment Objectives:** In accordance with the City's Investment Policy, the City's primary objectives in order of priority are:
 - **Safety** – Safety of principal is the foremost objective of the investment program. Investments for the City will be made in a manner that seeks to ensure the preservation of capital in the overall portfolio.
 - **Liquidity** – The City's investment portfolio will remain sufficiently liquid to enable the City to meet all operating requirements which might be reasonably anticipated.
 - **Yield** – The City's investment portfolio shall be designed with the objective of attaining a market rate of return throughout budgetary and economic cycles, taking into account the investment risk constraints, liquidity needs, and cash flow characteristics of the portfolio.
- **Certification:** The City has sufficient funds to meet expenditures for the following six-month period.

Investment Guidelines

- The City invests in permitted securities consistent with California Government Code sections §§53601, 53635, and 16429.1. The City's Investment Policy includes additional sector allocation and maturity restrictions that reflect the City's risk tolerances.

Security Type	California Government Code	City's Investment Policy
U.S. Treasury Notes	✓	✓
Federal Agencies	✓	✓
International Bank for Reconstruction and Development, International Finance Corporation, or Inter-American Development Bank Bonds	✓	
CA Municipal Investments	✓	✓
State Municipals	✓	✓
Corporate Notes	✓	✓
Mortgage-Backed Securities	✓	✓
Commercial Paper	✓	✓
Time Certificates of Deposit	✓	✓
Negotiable Certificates of Deposit	✓	✓
Bankers' Acceptances	✓	✓
Repurchase Agreements	✓	✓
Reverse Repurchase Agreements	✓	
Mutual Funds	✓	✓
Money Market Funds	✓	✓
Local Government Pools	✓	✓
Local Agency Investment Fund (LAIF)	✓	✓

Market Summary

Economic Conditions

- An optimistic start to the year succumbed to the rapid global spread of the coronavirus. The pandemic sent ripples through the global economy, creating significant supply shocks as some countries closed factories and schools, restricted travel, and implemented border restrictions. This triggered a violent market response with equity markets suffering a 13% decline over just 7 days, the fastest correction on record, and long-term bond yields plummeting to record lows.
- Central banks around the globe remained committed to supporting financial conditions in their respective economies. On March 3, at an emergency meeting, the FOMC cut the short-term target rate $\frac{1}{2}$ percent in an effort to stabilize reeling markets. And with the next formal FOMC meeting right around the corner on March 17-18, market participants widely anticipate further cuts.
- The 2nd estimate of Q4 U.S. GDP growth was unrevised at 2.1%, but that seemed like old news. Front and center was the effort to quantify the impact of the global health crisis on economic growth in Q1 and beyond. The OECD lowered their global 2020 GDP forecast from 2.9% to 2.4% based on the optimistic assumption that “the epidemic peaks in China in the first quarter of 2020 and outbreaks in other countries prove mild and contained.”
- But, as of early March, there more than 100,000 confirmed cases of the virus in over 100 countries worldwide, with over 3,000 deaths. This includes 19 of the world’s 20 largest economies, implying that the global economic disruption could be severe.

Market Reaction

- The U.S. Treasury yield curve inversion deepened by February month-end. Treasury yields fell sharply, reflecting high investor demand for safe assets. The 3-month Treasury yield fell 27 basis points (0.27%), while longer-term yields (on maturities greater than 2 years) fell 32 to 40 basis points (0.32% to 0.40%). The 10-year Treasury yield ended February an all-time low of 1.15% before falling much lower in early March.
- The “flight to quality” trade led to red hot Treasury performance, especially on long-term tenors. The 3-month and 2-year constant maturity U.S. Treasury indexes generated total returns of 0.15% and 0.93%, respectively. Meanwhile, the 5-year and 10-year indices generated total returns of 2.07% and 3.63%.

Portfolio Information Summary

Funds Included in Report

- The following report includes the City's funds held in overnight investment vehicles (savings accounts, money market funds, and CA state investment pool) and a portfolio of individual fixed income securities (operating and bond proceeds).

Portfolio Summary and Characteristics

- Funds are shown on a par, amortized cost, and market value basis.
 - Par Value. Face value, stated value, or maturity value of a security.
 - Amortized Cost Value (Book Value). Represents the original cost of an investment adjusted for amortization of premium or accretion of discount.
 - Market Value. The current price at which that security is trading between buyers and sellers. Valuation is highly dependent on interest rate movements.
- The investment sector and credit ratings distribution is shown based on market value basis.
- Demonstrates level of diversification by investment type and credit quality. Additionally, illustrates active management of funds to optimize value in the current market.

Investment Program Maturity Summary

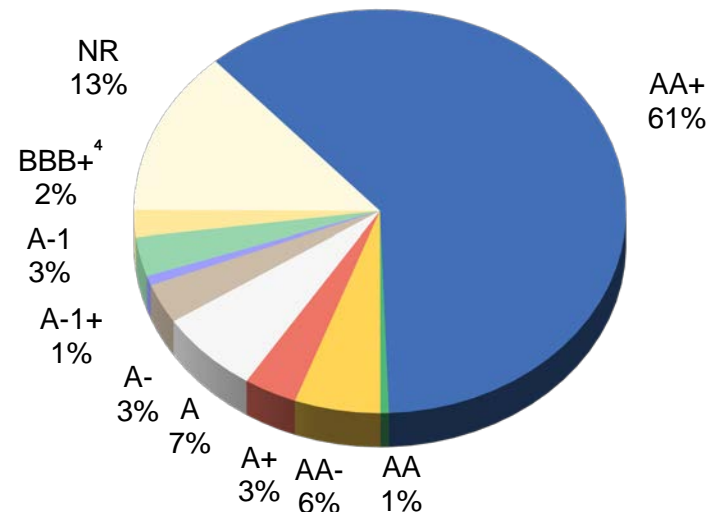
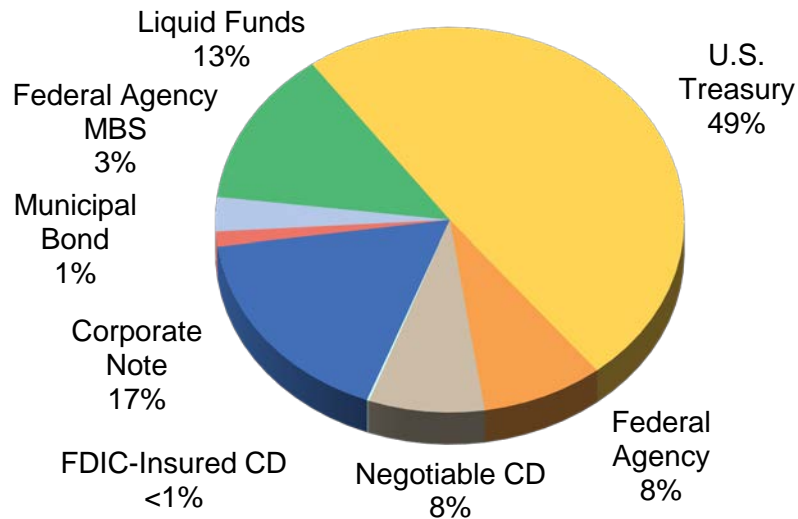
- The maturity distribution of the City's funds (market value plus accrued interest) from one-day to the five-year mandated limit.
- The percentage change in maturity distribution month-over-month is shown in the table.
- Demonstrates level of diversification by maturity date. Shows placement of funds to take advantage of opportunities while ensuring that the City has funds to meet its cash flow needs.

Portfolio Yield Summary

- The historical yield and duration of the City's funds, effective monthly yield for the California Local Government Investment Fund (LAIF), and the monthly yield for the Bank of America/Merrill Lynch 1–3 year Treasury Index is shown for the trailing six months.
- A historical record of the City's overall fund balance and earnings rates.

Portfolio Summary and Characteristics

Security Type	Par Value	Amortized Cost Value ¹	Market Value ¹	February 29, 2020 % of Portfolio ³
U.S. Treasury	\$209,208,000	\$209,463,669	\$213,701,719	49%
Federal Agency	\$35,475,000	\$35,695,283	\$36,534,481	8%
Federal Agency Mortgage-Backed	\$12,175,969	\$12,249,228	\$12,468,022	3%
Negotiable CD	\$34,150,000	\$34,438,585	\$34,724,467	8%
FDIC-Insured CD	\$673,435	\$676,615	\$679,391	<1%
Corporate Notes	\$71,918,000	\$72,545,981	\$74,047,222	17%
Municipal Bond	\$5,200,000	\$5,257,478	\$5,347,096	1%
Liquid Funds²	\$56,863,520	\$56,863,520	\$56,863,520	13%
Total Value	\$425,663,924	\$427,190,359	\$434,365,918	100%



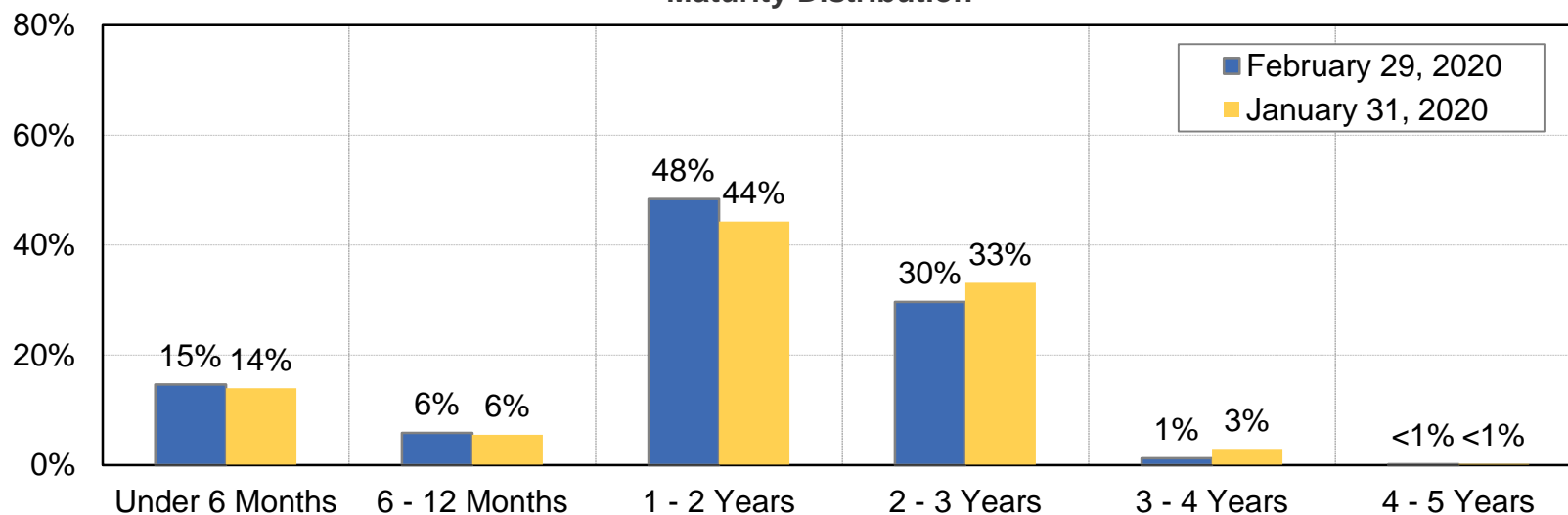
Ratings by Standard & Poor's

1. Security amortized cost and market values include accrued interest as of trade date.
2. Liquid Funds include the City's LAIF, Chase Bank Checking, and custody account cash balances.
3. Based on market value plus accrued interest. Percentages may not add exactly to 100% due to rounding.
4. Credit rating for security was compliant at the time of purchase. City has elected to hold security until it is advantageous to sell or to maturity.

Investment Program Maturity Summary

Maturity ¹	Market Value ²	February 29, 2020 % of Portfolio	January 31, 2020 % of Portfolio
Under 6 Months	\$63,687,908	15%	14%
6–12 Months	\$25,311,267	6%	6%
1–2 Years	\$210,296,003	48%	44%
2–3 Years	\$129,009,323	30%	33%
3–4 Years	\$5,387,725	1%	3%
4-5 Years	\$673,693	<1%	<1%
Total Market Value	\$434,365,918	100%	100%

Maturity Distribution²

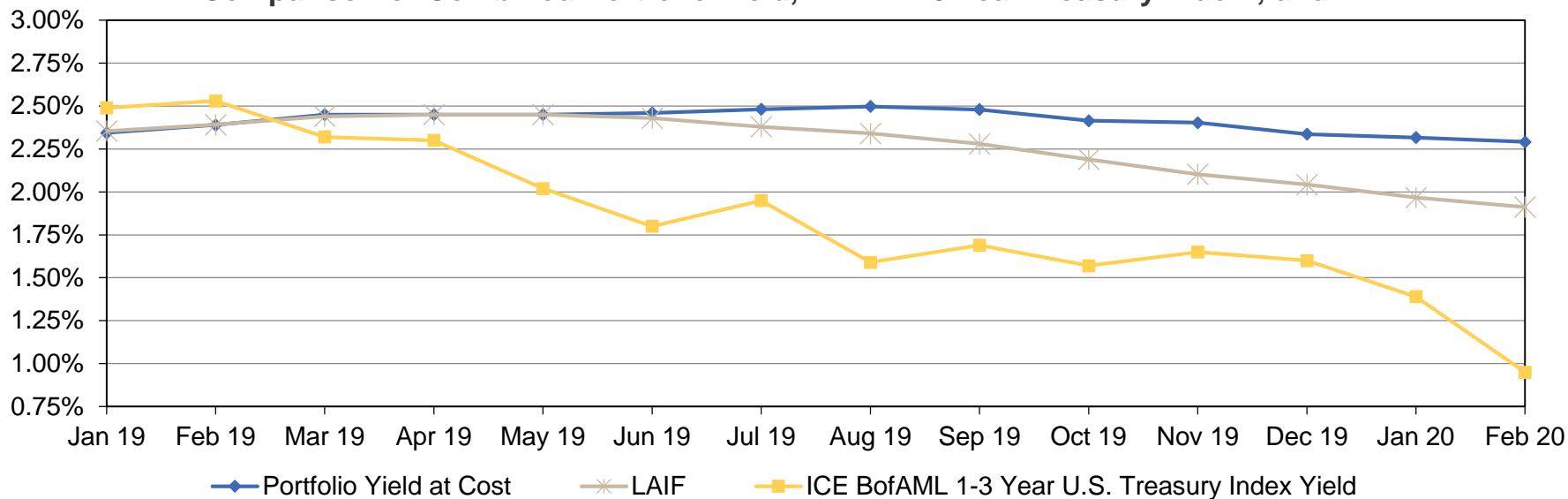


1. Funds held in LAIF are included in the under 6-month range because they can be accessed within one day.
2. Security market values include accrued interest as of trade date. Values may not sum exactly to 100% due to rounding.

Portfolio Yield Summary

Date	Market Value ¹	Portfolio Duration	Portfolio Yield (Cost)	LAIF Yield (Monthly Effective) ²	1-3 Year Treasury Index Yield ²
Aug-19	\$400,121,881	1.57	2.50%	2.34%	1.59%
Sep-19	\$396,379,034	1.56	2.48%	2.28%	1.69%
Oct-19	\$405,356,768	1.57	2.42%	2.19%	1.57%
Nov-19	\$403,472,102	1.55	2.40%	2.10%	1.65%
Dec-19	\$431,989,193	1.58	2.34%	2.04%	1.60%
Jan-20	\$432,352,054	1.55	2.32%	1.97%	1.39%
Feb-20	\$434,365,918	1.54	2.29%	1.91%	0.95%

Comparison of Combined Portfolio Yield, BAML 1-3 Year Treasury Index², and LAIF³



1. Security market values include accrued interest as of trade date.
2. Source: ICE Bank of America/Merrill Lynch Global Bond Indices.
3. Source: California State Treasurer's website. Average monthly effective yield.



Managed Account Detail of Securities Held

For the Month Ending February 29, 2020

CITY OF SANTA ROSA

Security Type/Description Dated Date/Coupon/Maturity	CUSIP	Par	S&P Rating	Moody's Rating	Trade Date	Settle Date	Original Cost	YTM at Cost	Accrued Interest	Amortized Cost	Market Value
U.S. Treasury Bond / Note											
US TREASURY NOTES DTD 01/31/2016 1.375% 01/31/2021	912828N89	575,000.00	AA+	Aaa	12/27/17	12/28/17	563,567.38	2.04	651.61	571,534.67	576,437.50
US TREASURY NOTES DTD 01/31/2016 1.375% 01/31/2021	912828N89	6,900,000.00	AA+	Aaa	01/02/18	01/04/18	6,762,000.00	2.05	7,819.37	6,857,914.69	6,917,250.00
US TREASURY NOTES DTD 05/15/2018 2.625% 05/15/2021	9128284P2	6,750,000.00	AA+	Aaa	02/08/19	02/11/19	6,776,103.52	2.45	52,085.34	6,764,191.61	6,878,671.88
US TREASURY NOTES DTD 06/02/2014 2.000% 05/31/2021	912828WN6	12,500,000.00	AA+	Aaa	06/04/18	06/06/18	12,277,832.03	2.62	62,841.53	12,404,989.00	12,648,437.50
US TREASURY NOTES DTD 06/30/2014 2.125% 06/30/2021	912828WR7	4,150,000.00	AA+	Aaa	07/03/18	07/06/18	4,086,453.13	2.66	14,778.67	4,121,021.67	4,210,304.48
US TREASURY NOTES DTD 08/15/2018 2.750% 08/15/2021	9128284W7	4,250,000.00	AA+	Aaa	09/26/18	09/28/18	4,231,904.30	2.91	4,816.28	4,240,688.93	4,358,242.40
US TREASURY NOTES DTD 08/15/2018 2.750% 08/15/2021	9128284W7	4,600,000.00	AA+	Aaa	09/10/18	09/12/18	4,596,585.94	2.78	5,212.91	4,598,291.15	4,717,156.48
US TREASURY NOTES DTD 08/15/2018 2.750% 08/15/2021	9128284W7	13,000,000.00	AA+	Aaa	09/05/18	09/07/18	13,010,664.06	2.72	14,732.14	13,005,467.54	13,331,094.40
UNITED STATES TREASURY NOTES DTD 10/15/2018 2.875% 10/15/2021	9128285F3	4,000,000.00	AA+	Aaa	12/11/18	12/12/18	4,011,406.25	2.77	43,360.66	4,006,672.88	4,122,500.00
US TREASURY NOTES DTD 10/31/2016 1.250% 10/31/2021	912828T67	1,750,000.00	AA+	Aaa	12/20/19	12/20/19	1,736,943.36	1.66	7,331.73	1,738,316.76	1,758,476.65
US TREASURY NOTES DTD 10/31/2016 1.250% 10/31/2021	912828T67	6,500,000.00	AA+	Aaa	11/08/19	11/12/19	6,445,156.25	1.69	27,232.14	6,453,481.26	6,531,484.70
US TREASURY NOTES DTD 10/31/2016 1.250% 10/31/2021	912828T67	20,000,000.00	AA+	Aaa	12/27/19	12/27/19	19,866,406.25	1.62	83,791.21	19,879,237.40	20,096,876.00
US TREASURY NOTES DTD 01/15/2019 2.500% 01/15/2022	9128285V8	13,550,000.00	AA+	Aaa	01/29/19	01/31/19	13,530,416.02	2.55	42,809.07	13,537,475.87	13,941,679.01
US TREASURY NOTES DTD 01/31/2017 1.875% 01/31/2022	912828V72	17,800,000.00	AA+	Aaa	01/07/19	01/09/19	17,475,984.37	2.50	27,506.87	17,594,184.30	18,119,844.64



Managed Account Detail of Securities Held

For the Month Ending **February 29, 2020**

CITY OF SANTA ROSA

Security Type/Description Dated Date/Coupon/Maturity	CUSIP	Par	S&P Rating	Moody's Rating	Trade Date	Settle Date	Original Cost	YTM at Cost	Accrued Interest	Amortized Cost	Market Value
U.S. Treasury Bond / Note											
US TREASURY NOTES DTD 02/15/2019 2.500% 02/15/2022	9128286C9	12,000,000.00	AA+	Aaa	03/01/19	03/05/19	11,986,875.00	2.54	12,362.64	11,991,235.20	12,365,625.60
UNITED STATES TREASURY NOTES DTD 04/15/2019 2.250% 04/15/2022	9128286M7	5,000,000.00	AA+	Aaa	12/27/19	12/27/19	5,069,921.88	1.63	42,418.03	5,064,639.35	5,140,625.00
UNITED STATES TREASURY NOTES DTD 04/15/2019 2.250% 04/15/2022	9128286M7	12,500,000.00	AA+	Aaa	05/01/19	05/03/19	12,508,789.06	2.23	106,045.08	12,506,429.38	12,851,562.50
US TREASURY NOTES DTD 07/31/2017 1.875% 07/31/2022	9128282P4	12,625,000.00	AA+	Aaa	06/03/19	06/05/19	12,635,356.45	1.85	19,509.79	12,633,078.86	12,920,898.44
US TREASURY NOTES DTD 08/31/2017 1.625% 08/31/2022	9128282S8	9,500,000.00	AA+	Aaa	10/03/19	10/04/19	9,577,929.69	1.34	419.50	9,567,170.51	9,672,187.50
UNITED STATES TREASURY NOTES DTD 10/15/2019 1.375% 10/15/2022	912828YK0	1,750,000.00	AA+	Aaa	12/04/19	12/05/19	1,739,677.73	1.59	9,072.75	1,740,524.14	1,772,148.35
UNITED STATES TREASURY NOTES DTD 10/15/2019 1.375% 10/15/2022	912828YK0	7,000,000.00	AA+	Aaa	10/31/19	11/04/19	6,974,023.44	1.50	36,290.98	6,976,824.68	7,088,593.40
UNITED STATES TREASURY NOTES DTD 10/15/2019 1.375% 10/15/2022	912828YK0	11,750,000.00	AA+	Aaa	12/02/19	12/04/19	11,667,382.81	1.63	60,917.01	11,674,218.02	11,898,710.35
UNITED STATES TREASURY NOTES DTD 01/15/2020 1.500% 01/15/2023	912828Z29	8,000,000.00	AA+	Aaa	02/03/20	02/05/20	8,039,375.00	1.33	15,164.84	8,038,473.68	8,138,750.40
US TREASURY NOTES DTD 02/01/2016 1.750% 01/31/2023	912828P38	1,475,000.00	AA+	Aaa	01/02/20	01/06/20	1,480,992.19	1.61	2,127.40	1,480,710.62	1,511,644.61
Security Type Sub-Total		197,925,000.00					197,051,746.11	2.13	699,297.55	197,446,772.17	201,569,201.79
Municipal Bond / Note											
CA ST TXBL GO BONDS DTD 04/27/2017 2.625% 04/01/2021	13063DAC2	1,425,000.00	AA-	Aa2	02/12/19	02/14/19	1,420,725.00	2.77	15,585.94	1,422,808.73	1,448,256.00
CA ST TXBL GO BONDS DTD 04/25/2018 2.800% 04/01/2021	13063DGA0	3,775,000.00	AA-	Aa2	04/18/18	04/25/18	3,775,151.00	2.80	44,041.67	3,775,041.26	3,839,212.75
Security Type Sub-Total		5,200,000.00					5,195,876.00	2.79	59,627.61	5,197,849.99	5,287,468.75



Managed Account Detail of Securities Held

For the Month Ending February 29, 2020

CITY OF SANTA ROSA

Security Type/Description Dated Date/Coupon/Maturity	CUSIP	Par	S&P Rating	Moody's Rating	Trade Date	Settle Date	Original Cost	YTM at Cost	Accrued Interest	Amortized Cost	Market Value
Federal Agency Collateralized Mortgage Obligation											
FNA 2018-M5 A2 DTD 04/01/2018 3.560% 09/25/2021	3136B1XP4	1,419,680.37	AA+	Aaa	04/11/18	04/30/18	1,447,919.25	2.27	4,211.72	1,431,973.84	1,432,195.62
FHMS KJ23 A1 DTD 12/01/2018 3.174% 03/01/2022	3137FKK70	371,554.64	AA+	Aaa	12/07/18	12/14/18	371,551.67	3.05	982.76	371,551.67	375,775.72
FHMS K019 A2 DTD 08/01/2012 2.272% 03/25/2022	3137ASNJ9	1,641,345.17	AA+	Aaa	03/29/19	04/03/19	1,629,227.44	2.65	3,107.61	1,631,991.46	1,663,289.54
FHLMC MULTIFAMILY STRUCTURED P DTD 11/01/2015 2.716% 06/25/2022	3137BLUR7	1,675,000.00	AA+	Aaa	03/13/19	03/18/19	1,672,916.09	2.68	3,791.08	1,672,916.08	1,720,086.91
FHLMC MULTIFAMILY STRUCTURED P DTD 12/01/2012 2.355% 07/25/2022	3137AVXN2	1,625,000.00	AA+	Aaa	06/12/19	06/17/19	1,630,966.80	2.03	3,189.06	1,629,226.64	1,664,110.68
FHLMC MULTIFAMILY STRUCTURED P DTD 05/01/2013 2.510% 11/25/2022	3137B1BS0	1,665,000.00	AA+	Aaa	08/13/19	08/16/19	1,692,576.56	1.43	3,482.63	1,688,088.39	1,715,209.41
FNA 2013-M7 A2 DTD 05/01/2013 2.280% 12/25/2022	3136AEGO4	928,591.03	AA+	Aaa	09/11/19	09/16/19	934,377.08	1.82	1,764.32	933,496.03	951,543.90
FNA 2013-M7 A2 DTD 05/01/2013 2.280% 12/25/2022	3136AEGO4	1,220,263.85	AA+	Aaa	09/04/19	09/09/19	1,236,250.52	1.42	2,318.50	1,233,880.32	1,250,426.27
FHMS KP05 A DTD 12/01/2018 3.203% 07/01/2023	3137FKK39	971,769.76	AA+	Aaa	12/07/18	12/17/18	971,766.85	3.11	2,593.82	971,766.84	996,248.64
FHMS KJ27 A1 DTD 11/01/2019 2.092% 07/25/2024	3137FO3V3	657,764.25	AA+	Aaa	11/20/19	11/26/19	657,748.46	2.03	1,146.70	657,748.46	672,546.73
Security Type Sub-Total		12,175,969.07					12,245,300.72	2.19	26,588.20	12,222,639.73	12,441,433.42
Federal Agency Bond / Note											
FREDDIE MAC NOTES DTD 02/16/2018 2.375% 02/16/2021	3137EAEL9	450,000.00	AA+	Aaa	04/18/18	04/19/18	446,728.50	2.64	445.31	448,865.96	455,215.95
FHLB NOTES DTD 05/05/2014 2.250% 06/11/2021	3130A1W95	3,750,000.00	AA+	Aaa	07/01/19	07/03/19	3,774,825.00	1.90	18,750.00	3,766,469.14	3,809,820.00
FANNIE MAE NOTES DTD 06/25/2018 2.750% 06/22/2021	3135G0U35	3,000,000.00	AA+	Aaa	12/11/18	12/12/18	2,994,570.00	2.82	15,812.50	2,997,150.99	3,068,400.00



Managed Account Detail of Securities Held

For the Month Ending **February 29, 2020**

CITY OF SANTA ROSA

Security Type/Description Dated Date/Coupon/Maturity	CUSIP	Par	S&P Rating	Moody's Rating	Trade Date	Settle Date	Original Cost	YTM at Cost	Accrued Interest	Amortized Cost	Market Value
Federal Agency Bond / Note											
FANNIE MAE NOTES DTD 06/25/2018 2.750% 06/22/2021	3135G0U35	3,350,000.00	AA+	Aaa	06/22/18	06/25/18	3,349,229.50	2.76	17,657.29	3,349,653.17	3,426,380.00
FEDERAL HOME LOAN BANKS NOTES DTD 10/12/2018 3.000% 10/12/2021	3130AF5B9	3,650,000.00	AA+	Aaa	12/11/18	12/12/18	3,664,819.00	2.85	42,279.17	3,658,632.91	3,767,471.60
FEDERAL HOME LOAN BANKS NOTES DTD 10/12/2018 3.000% 10/12/2021	3130AF5B9	6,675,000.00	AA+	Aaa	11/02/18	11/06/18	6,671,128.50	3.02	77,318.75	6,672,877.28	6,889,828.20
FANNIE MAE NOTES DTD 01/11/2019 2.625% 01/11/2022	3135G0U92	3,350,000.00	AA+	Aaa	01/29/19	01/31/19	3,350,871.00	2.62	12,213.54	3,350,576.10	3,451,762.95
FANNIE MAE NOTES DTD 01/11/2019 2.625% 01/11/2022	3135G0U92	3,375,000.00	AA+	Aaa	01/09/19	01/11/19	3,372,570.00	2.65	12,304.69	3,373,470.52	3,477,522.38
FANNIE MAE NOTES DTD 09/06/2019 1.375% 09/06/2022	3135G0W33	3,300,000.00	AA+	Aaa	09/05/19	09/06/19	3,288,516.00	1.49	22,057.29	3,290,342.39	3,335,438.70
FEDERAL HOME LOAN BANKS NOTES DTD 02/21/2020 1.375% 02/17/2023	3130AJ7E3	4,575,000.00	AA+	Aaa	02/20/20	02/21/20	4,566,582.00	1.44	1,747.40	4,566,658.72	4,632,054.83

Security Type Sub-Total		35,475,000.00					35,479,839.50	2.42	220,585.94	35,474,697.18	36,313,894.61
--------------------------------	--	----------------------	--	--	--	--	----------------------	-------------	-------------------	----------------------	----------------------

Corporate Note											
JOHN DEERE CAPITAL CORP NOTES DTD 01/08/2018 2.350% 01/08/2021	24422ETZ2	610,000.00	A	A2	01/03/18	01/08/18	609,682.80	2.37	2,110.43	609,907.61	614,287.69
AMERICAN EXPRESS CO CORP NOTES DTD 02/22/2019 3.000% 02/22/2021	025816CB3	1,625,000.00	BBB+	A3	02/19/19	02/22/19	1,623,375.00	3.05	1,218.75	1,624,195.66	1,646,060.00
PACCAR FINANCIAL CORP NOTES DTD 02/27/2018 2.800% 03/01/2021	69371RN93	1,110,000.00	A+	A1	02/22/18	02/27/18	1,109,456.10	2.82	15,540.00	1,109,813.46	1,128,347.19
JOHN DEERE CAPITAL CORP NOTES DTD 03/13/2018 2.875% 03/12/2021	24422EUD9	1,625,000.00	A	A2	03/08/18	03/13/18	1,623,895.00	2.90	21,931.86	1,624,609.01	1,651,897.00
NATIONAL RURAL UTIL COOP NOTE DTD 02/26/2018 2.900% 03/15/2021	63743HER9	1,355,000.00	A	A2	02/21/18	02/26/18	1,353,495.95	2.94	18,119.36	1,354,468.46	1,378,666.43



Managed Account Detail of Securities Held

For the Month Ending February 29, 2020

CITY OF SANTA ROSA

Security Type/Description Dated Date/Coupon/Maturity	CUSIP	Par	S&P Rating	Moody's Rating	Trade Date	Settle Date	Original Cost	YTM at Cost	Accrued Interest	Amortized Cost	Market Value
Corporate Note											
UNILEVER CAPITAL CORP NOTES DTD 03/22/2018 2.750% 03/22/2021	904764AZ0	2,750,000.00	A+	A1	03/19/18	03/22/18	2,735,947.50	2.93	33,401.04	2,744,903.84	2,788,695.25
UNITED PARCEL SERVICE CORPORATE BOND DTD 11/14/2017 2.050% 04/01/2021	911312BP0	1,935,000.00	A	A2	11/09/17	11/14/17	1,931,942.70	2.10	16,528.13	1,933,990.86	1,947,451.73
TOYOTA MOTOR CREDIT CORP NOTES DTD 04/13/2018 2.950% 04/13/2021	89236TEU5	235,000.00	AA-	Aa3	04/11/18	04/13/18	235,119.85	2.93	2,657.46	235,045.81	239,017.80
TOYOTA MOTOR CREDIT CORP NOTES DTD 04/13/2018 2.950% 04/13/2021	89236TEU5	585,000.00	AA-	Aa3	04/11/18	04/13/18	585,269.10	2.93	6,615.38	585,102.86	595,001.75
TOYOTA MOTOR CREDIT CORP NOTES DTD 04/13/2018 2.950% 04/13/2021	89236TEU5	1,950,000.00	AA-	Aa3	04/10/18	04/13/18	1,949,220.00	2.96	22,051.25	1,949,701.77	1,983,339.15
BANK OF NEW YORK MELLON CORP (CALLABLE) DTD 02/19/2016 2.500% 04/15/2021	06406FAA1	955,000.00	A	A1	02/16/18	02/21/18	942,594.55	2.93	9,019.44	950,458.73	965,711.28
MORGAN STANLEY CORP NOTES DTD 04/21/2016 2.500% 04/21/2021	61746BEA0	1,800,000.00	BBB+	A3	02/13/18	02/15/18	1,769,760.00	3.06	16,250.00	1,788,866.06	1,817,872.20
HERSHEY COMPANY CORP NOTES DTD 05/10/2018 3.100% 05/15/2021	427866BA5	1,240,000.00	A	A1	05/03/18	05/10/18	1,239,144.40	3.12	11,318.44	1,239,646.76	1,265,816.80
CHARLES SCHWAB CORP NOTES DTD 05/22/2018 3.250% 05/21/2021	808513AW5	1,575,000.00	A	A2	05/17/18	05/22/18	1,574,952.75	3.25	14,218.75	1,574,979.73	1,608,769.58
WAL-MART STORES INC CORP NOTES DTD 06/27/2018 3.125% 06/23/2021	931142EJ8	2,315,000.00	AA	Aa2	06/20/18	06/27/18	2,314,884.25	3.13	13,664.93	2,314,945.23	2,368,740.41
BOEING CO DTD 07/31/2019 2.300% 08/01/2021	097023CL7	855,000.00	A-	Baa1	07/29/19	07/31/19	854,965.80	2.30	1,638.75	854,975.87	863,687.66
3M COMPANY DTD 09/14/2018 3.000% 09/14/2021	88579YBA8	815,000.00	A+	A1	09/11/18	09/14/18	813,329.25	3.07	11,342.08	814,125.58	834,964.24
BURLINGTN NORTH SANTA FE CORP NOTES DTD 08/22/2011 3.450% 09/15/2021	12189LAF8	1,270,000.00	A+	A3	08/09/19	08/13/19	1,301,661.10	2.22	20,203.58	1,293,476.14	1,305,819.08



Managed Account Detail of Securities Held

For the Month Ending February 29, 2020

CITY OF SANTA ROSA

Security Type/Description Dated Date/Coupon/Maturity	CUSIP	Par	S&P Rating	Moody's Rating	Trade Date	Settle Date	Original Cost	YTM at Cost	Accrued Interest	Amortized Cost	Market Value
Corporate Note											
PFIZER INC CORP NOTE DTD 09/07/2018 3.000% 09/15/2021	717081EM1	2,050,000.00	AA-	A1	09/04/18	09/07/18	2,047,232.50	3.05	28,358.33	2,048,554.34	2,102,393.90
BANK OF AMERICA CORP (CALLABLE) DTD 09/18/2017 2.328% 10/01/2021	06051GGS2	1,230,000.00	A-	A2	09/22/17	09/26/17	1,228,032.00	2.37	11,931.00	1,229,200.76	1,235,597.73
BANK OF AMERICA CORP (CALLABLE) DTD 09/18/2017 2.328% 10/01/2021	06051GGS2	2,020,000.00	A-	A2	09/13/17	09/18/17	2,020,000.00	2.33	19,594.00	2,020,000.00	2,029,193.02
AMERICAN EXPRESS CREDIT CORP NOTES DTD 11/06/2018 3.700% 11/05/2021	025816BY4	345,000.00	BBB+	A3	11/01/18	11/06/18	344,924.10	3.71	4,113.17	344,956.33	358,056.87
CITIGROUP INC CORP (CALLABLE) NOTE DTD 12/08/2016 2.900% 12/08/2021	172967LC3	1,250,000.00	BBB+	A3	01/15/19	01/17/19	1,227,262.50	3.57	8,357.64	1,235,837.23	1,276,276.25
AMERICAN HONDA FINANCE CORP NOTES DTD 10/10/2018 3.375% 12/10/2021	02665WCP4	1,675,000.00	A	A2	10/03/18	10/10/18	1,674,196.00	3.39	12,719.53	1,674,549.01	1,732,259.88
NATIONAL RURAL UTIL COOP CORP NOTE DTD 02/05/2020 1.750% 01/21/2022	63743HET5	675,000.00	A	A2	01/22/20	02/05/20	674,406.00	1.80	853.13	674,427.36	682,303.50
SUNTRUST BANKS INC CORP NOTES (CALLABLE) DTD 12/01/2016 2.700% 01/27/2022	867914BM4	1,162,000.00	A-	A3	05/14/19	05/16/19	1,160,071.08	2.76	2,963.10	1,160,641.25	1,186,378.76
PACCAR FINANCIAL CORP NOTE DTD 03/01/2019 2.850% 03/01/2022	69371RP75	715,000.00	A+	A1	02/22/19	03/01/19	714,370.80	2.88	10,188.75	714,574.56	739,151.27
HOME DEPOT INC DTD 12/06/2018 3.250% 03/01/2022	437076BV3	975,000.00	A	A2	11/27/18	12/06/18	972,328.50	3.34	15,843.75	973,294.82	1,014,364.65
3M COMPANY BONDS DTD 02/22/2019 2.750% 03/01/2022	88579YBF7	1,050,000.00	A+	A1	02/12/19	02/22/19	1,049,506.50	2.77	14,437.50	1,049,666.00	1,078,592.55
PFIZER INC CORP BONDS DTD 03/11/2019 2.800% 03/11/2022	717081ER0	970,000.00	AA-	A1	03/04/19	03/11/19	969,941.80	2.80	12,825.56	969,960.13	1,000,298.92
US BANCORP (CALLABLE) NOTE DTD 03/02/2012 3.000% 03/15/2022	91159HHC7	1,725,000.00	A+	A1	06/17/19	06/19/19	1,755,998.25	2.32	23,862.50	1,748,039.17	1,778,476.73
JOHN DEERE CAPITAL CORP DTD 03/07/2019 2.950% 04/01/2022	24422EUT4	550,000.00	A	A2	03/04/19	03/07/19	549,736.00	2.97	6,760.42	549,813.37	568,083.45



Managed Account Detail of Securities Held

For the Month Ending February 29, 2020

CITY OF SANTA ROSA

Security Type/Description Dated Date/Coupon/Maturity	CUSIP	Par	S&P Rating	Moody's Rating	Trade Date	Settle Date	Original Cost	YTM at Cost	Accrued Interest	Amortized Cost	Market Value
Corporate Note											
TOYOTA MOTOR CREDIT CORP DTD 04/12/2019 2.650% 04/12/2022	89236TFX8	750,000.00	AA-	Aa3	04/09/19	04/12/19	749,527.50	2.67	7,673.96	749,663.26	770,594.25
GOLDMAN SACHS GROUP INC (CALLABLE) NOTE DTD 01/26/2017 3.000% 04/26/2022	38141GWC4	1,675,000.00	BBB+	A3	02/13/19	02/15/19	1,656,608.50	3.36	17,447.92	1,662,441.40	1,699,525.35
BOEING CO CORP NOTE DTD 05/02/2019 2.700% 05/01/2022	097023CG8	525,000.00	A-	Baa1	04/30/19	05/02/19	524,070.75	2.76	4,725.00	524,320.69	536,713.80
BOEING CO CORP NOTE DTD 05/02/2019 2.700% 05/01/2022	097023CG8	1,225,000.00	A-	Baa1	05/20/19	05/22/19	1,226,891.40	2.64	11,025.00	1,226,414.26	1,252,332.20
PACCAR FINANCIAL CORP CORP NOTES DTD 05/10/2019 2.650% 05/10/2022	69371RP83	1,850,000.00	A+	A1	05/03/19	05/10/19	1,849,001.00	2.67	15,116.04	1,849,262.66	1,911,098.10
APPLE INC CORP (CALLABLE) NOTE DTD 05/11/2017 2.300% 05/11/2022	037833CO1	721,000.00	AA+	Aa1	06/12/19	06/14/19	721,663.32	2.27	5,067.03	721,506.37	736,501.50
APPLE INC CORP NOTES DTD 05/13/2015 2.700% 05/13/2022	037833BF6	925,000.00	AA+	Aa1	01/08/19	01/10/19	913,927.75	3.08	7,492.50	917,600.90	952,407.75
IBM CORP DTD 05/15/2019 2.850% 05/13/2022	459200JX0	1,650,000.00	A	A2	11/01/19	11/05/19	1,686,993.00	1.93	14,107.50	1,682,362.31	1,700,742.45
MORGAN STANLEY CORP NOTES DTD 05/19/2017 2.750% 05/19/2022	61744YAH1	1,550,000.00	BBB+	A3	04/05/19	04/09/19	1,539,723.50	2.97	12,077.08	1,542,604.55	1,592,101.10
JOHN DEERE CAPITAL CORP CORP NOTES DTD 09/12/2019 1.950% 06/13/2022	24422EVA4	525,000.00	A	A2	09/16/19	09/18/19	522,506.25	2.13	2,218.13	522,904.66	534,131.85
BRANCH BANKING & TRUST CORP NOTES DTD 03/18/2019 3.050% 06/20/2022	05531FBG7	2,300,000.00	A-	A3	03/11/19	03/18/19	2,299,931.00	3.05	13,835.14	2,299,951.24	2,381,167.00
AMERICAN HONDA FINANCE DTD 06/27/2019 2.200% 06/27/2022	02665WCY5	2,050,000.00	A	A2	06/24/19	06/27/19	2,048,114.00	2.23	8,017.78	2,048,529.58	2,087,316.15
HONEYWELL INTERNATIONAL CORPORATE NOTE DTD 08/08/2019 2.150% 08/08/2022	438516BT2	730,000.00	A	A2	07/30/19	08/08/19	729,262.70	2.19	1,002.74	729,397.71	746,355.65



Managed Account Detail of Securities Held

For the Month Ending February 29, 2020

CITY OF SANTA ROSA

Security Type/Description Dated Date/Coupon/Maturity	CUSIP	Par	S&P Rating	Moody's Rating	Trade Date	Settle Date	Original Cost	YTM at Cost	Accrued Interest	Amortized Cost	Market Value
Corporate Note											
PROCTER & GAMBLE CO/THE CORP NOTES DTD 08/11/2017 2.150% 08/11/2022	742718EU9	1,395,000.00	AA-	Aa3	06/18/19	06/21/19	1,395,153.45	2.15	1,666.25	1,395,127.48	1,423,993.68
BANK OF NY MELLON CORP CORP NOTES DTD 08/23/2019 1.950% 08/23/2022	06406RAK3	600,000.00	A	A1	09/03/19	09/05/19	601,656.00	1.85	260.00	601,390.66	607,927.20
BANK OF NY MELLON CORP CORP NOTES DTD 08/23/2019 1.950% 08/23/2022	06406RAK3	1,025,000.00	A	A1	08/20/19	08/23/19	1,024,672.00	1.96	444.17	1,024,727.74	1,038,542.30
WALT DISNEY COMPANY/THE DTD 09/06/2019 1.650% 09/01/2022	254687FJ0	875,000.00	A	A2	09/03/19	09/06/19	873,101.25	1.72	7,018.23	873,403.06	883,888.25
CATERPILLAR FINANCIAL SERVICES CORP NOTE DTD 09/06/2019 1.900% 09/06/2022	1491303A5	1,730,000.00	A	A3	09/03/19	09/06/19	1,727,595.30	1.95	15,978.47	1,727,975.57	1,756,861.71
APPLE INC DTD 09/11/2019 1.700% 09/11/2022	037833DL1	925,000.00	AA+	Aa1	09/04/19	09/11/19	924,842.75	1.71	7,425.69	924,866.98	936,940.83
CITIGROUP INC DTD 11/04/2019 2.312% 11/04/2022	17308CC46	900,000.00	BBB+	A3	10/28/19	11/04/19	900,000.00	2.31	6,762.60	900,000.00	909,585.90
CATERPILLAR FINL SERVICE DTD 01/13/2020 1.950% 11/18/2022	1491303C1	850,000.00	A	A3	01/09/20	01/13/20	849,609.00	1.97	2,210.00	849,623.97	866,084.55
BANK OF NY MELLON CORP DTD 01/28/2020 1.850% 01/27/2023	06406RAM9	750,000.00	A	A1	01/21/20	01/28/20	749,475.00	1.87	1,271.88	749,490.66	756,105.75
ADOBE INC CORP NOTE DTD 02/03/2020 1.700% 02/01/2023	00724PAA7	375,000.00	A	A2	01/22/20	02/03/20	374,486.25	1.75	495.83	374,499.29	380,244.38
ADOBE INC CORP NOTE DTD 02/03/2020 1.700% 02/01/2023	00724PAA7	825,000.00	A	A2	01/23/20	02/03/20	825,066.00	1.70	1,090.83	825,064.28	836,537.63
JPMORGAN CHASE & CO BONDS DTD 03/22/2019 3.207% 04/01/2023	46647PBB1	4,195,000.00	A-	A2	03/15/19	03/22/19	4,195,000.00	3.21	56,055.69	4,195,000.00	4,332,826.73
Security Type Sub-Total		71,918,000.00					71,865,579.80	2.70	631,123.47	71,914,857.05	73,416,098.78

Certificate of Deposit



Managed Account Detail of Securities Held

For the Month Ending February 29, 2020

CITY OF SANTA ROSA

Security Type/Description Dated Date/Coupon/Maturity	CUSIP	Par	S&P Rating	Moody's Rating	Trade Date	Settle Date	Original Cost	YTM at Cost	Accrued Interest	Amortized Cost	Market Value
Certificate of Deposit											
BANK OF NOVA SCOTIA HOUSTON CD DTD 06/07/2018 3.080% 06/05/2020	06417GU22	3,350,000.00	A-1	P-1	06/05/18	06/07/18	3,348,727.00	3.10	24,648.56	3,349,828.92	3,363,678.05
BANK OF MONTREAL CHICAGO CERT DEPOS DTD 08/03/2018 3.190% 08/03/2020	06370REU9	3,350,000.00	A-1	P-1	08/01/18	08/03/18	3,350,000.00	3.23	62,041.07	3,350,000.00	3,374,019.50
SUMITOMO MITSUI BANK NY CERT DEPOS DTD 10/18/2018 3.390% 10/16/2020	86565BPC9	3,350,000.00	A-1	P-1	10/16/18	10/18/18	3,345,444.00	3.46	43,217.79	3,348,290.26	3,387,798.05
SWEDBANK (NEW YORK) CERT DEPOS DTD 11/17/2017 2.270% 11/16/2020	87019U6D6	3,250,000.00	A-1+	P-1	11/16/17	11/17/17	3,250,000.00	2.30	21,312.78	3,250,000.00	3,265,008.50
MUFG BANK LTD/NY CERT DEPOS DTD 02/28/2019 2.970% 02/26/2021	55379WZT6	3,350,000.00	A-1	P-1	02/27/19	02/28/19	3,350,000.00	2.99	1,105.50	3,350,000.00	3,391,422.75
CREDIT AGRICOLE CIB NY CERT DEPOS DTD 04/04/2019 2.830% 04/02/2021	22535CDU2	3,350,000.00	A+	Aa3	04/03/19	04/04/19	3,350,000.00	2.85	87,431.28	3,350,000.00	3,394,508.10
ROYAL BANK OF CANADA NY CD DTD 06/08/2018 3.240% 06/07/2021	78012UEE1	4,200,000.00	AA-	Aa2	06/07/18	06/08/18	4,200,000.00	3.24	31,752.00	4,200,000.00	4,279,577.40
SOCIETE GENERALE NY CERT DEPOS DTD 02/19/2020 1.800% 02/14/2022	83369XDL9	3,350,000.00	A	A1	02/14/20	02/19/20	3,350,000.00	1.80	2,010.00	3,350,000.00	3,348,090.50
NORDEA BANK ABP NEW YORK CERT DEPOS DTD 08/29/2019 1.850% 08/26/2022	65558TLL7	3,300,000.00	AA-	Aa3	08/27/19	08/29/19	3,300,000.00	1.87	678.33	3,300,000.00	3,306,893.70
DNB BANK ASA/NY LT CD DTD 12/04/2019 2.040% 12/02/2022	23341VZT1	3,300,000.00	AA-	Aa2	12/04/19	12/06/19	3,300,000.00	2.04	16,269.00	3,300,000.00	3,323,004.30
Security Type Sub-Total		34,150,000.00					34,144,171.00	2.71	290,466.31	34,148,119.18	34,434,000.85
Managed Account Sub-Total		356,843,969.07					355,982,513.13	2.34	1,927,689.08	356,404,935.30	363,462,098.20
Securities Sub-Total		\$356,843,969.07					\$355,982,513.13	2.34%	\$1,927,689.08	\$356,404,935.30	\$363,462,098.20
Accrued Interest											\$1,927,689.08
Total Investments											\$365,389,787.28



Managed Account Detail of Securities Held

For the Month Ending **February 29, 2020**

CITY OF SANTA ROSA

Security Type/Description Dated Date/Coupon/Maturity	CUSIP	Par	S&P Rating	Moody's Rating	Trade Date	Settle Date	Original Cost	YTM at Cost	Accrued Interest	Amortized Cost	Market Value
Certificate of Deposit - FDIC Insured											
CHASE BANK FDIC CD DTD 09/30/2019 1.360% 09/30/2020	RE1315549	193,434.93	NR	NR	09/30/19	09/30/19	193,434.93	1.37	1,118.05	193,434.93	193,111.88
COMMUNITY FIRST CREDIT(FDIC-INSURED) CD DTD 12/23/2019 2.450% 12/23/2020	RE0960212	240,000.00	NR	NR	12/23/19	12/23/19	240,000.00	2.44	1,108.52	240,000.00	241,524.91
POPPY BANK (FIRST COMM) FDIC-INSURED CD DTD 01/02/2020 2.450% 01/02/2021	RE1331256	240,000.00	NR	NR	01/02/20	01/02/20	240,000.00	2.44	953.08	240,000.00	241,575.05
Security Type Sub-Total		673,434.93					673,434.93	2.13	3,179.65	673,434.93	676,211.84
Managed Account Sub-Total		673,434.93					673,434.93	2.13	3,179.65	673,434.93	676,211.84
Securities Sub-Total		\$673,434.93					\$673,434.93	2.13%	\$3,179.65	\$673,434.93	\$676,211.84
Accrued Interest											\$3,179.65
Total Investments											\$679,391.49



Managed Account Detail of Securities Held

For the Month Ending **February 29, 2020**

SANTA ROSA SKYHAWK 2011A RESERVE FUND

Security Type/Description Dated Date/Coupon/Maturity	CUSIP	Par	S&P Rating	Moody's Rating	Trade Date	Settle Date	Original Cost	YTM at Cost	Accrued Interest	Amortized Cost	Market Value
U.S. Treasury Bond / Note											
UNITED STATES TREASURY NOTES DTD 08/31/2018 2.625% 08/31/2020	9128284Y3	115,000.00	AA+	Aaa	09/04/18	09/04/18	114,955.08	2.65	8.20	114,988.60	115,772.66
US TREASURY NOTES DTD 08/31/2015 1.375% 08/31/2020	912828L32	120,000.00	AA+	Aaa	09/04/19	09/05/19	119,601.56	1.72	4.48	119,798.32	120,112.50
Security Type Sub-Total		235,000.00					234,556.64	2.17	12.68	234,786.92	235,885.16
Managed Account Sub-Total		235,000.00					234,556.64	2.17	12.68	234,786.92	235,885.16
Securities Sub-Total		\$235,000.00					\$234,556.64	2.17%	\$12.68	\$234,786.92	\$235,885.16
Accrued Interest											\$12.68
Total Investments											\$235,897.84



Managed Account Detail of Securities Held

For the Month Ending **February 29, 2020**

SANTA ROSA WSTWTR REV BDS COM RES

Security Type/Description Dated Date/Coupon/Maturity	CUSIP	Par	S&P Rating	Moody's Rating	Trade Date	Settle Date	Original Cost	YTM at Cost	Accrued Interest	Amortized Cost	Market Value
U.S. Treasury Bond / Note											
US TREASURY NOTES DTD 08/31/2015 1.375% 08/31/2020	912828L32	1,350,000.00	AA+	Aaa	11/17/16	11/17/16	1,343,091.80	1.51	50.44	1,349,070.78	1,351,265.63
UNITED STATES TREASURY NOTES DTD 08/31/2018 2.625% 08/31/2020	9128284Y3	2,695,000.00	AA+	Aaa	09/04/18	09/04/18	2,693,947.27	2.65	192.24	2,694,732.90	2,713,107.17
US TREASURY NOTES DTD 03/31/2014 2.250% 03/31/2021	912828C57	5,050,000.00	AA+	Aaa	02/04/19	02/05/19	5,020,804.69	2.53	47,498.98	5,035,143.41	5,113,913.81
US TREASURY N/B NOTES DTD 08/31/2016 1.125% 08/31/2021	9128282F6	868,000.00	AA+	Aaa	09/04/19	09/05/19	862,473.28	1.45	26.54	863,819.55	869,763.08
US TREASURY NOTES DTD 09/02/2014 2.000% 08/31/2021	912828D72	1,085,000.00	AA+	Aaa	08/15/19	08/15/19	1,094,790.43	1.55	58.97	1,092,206.14	1,101,444.48
Security Type Sub-Total		11,048,000.00					11,015,107.47	2.25	47,827.17	11,034,972.78	11,149,494.17
Managed Account Sub-Total		11,048,000.00					11,015,107.47	2.25	47,827.17	11,034,972.78	11,149,494.17
Securities Sub-Total		\$11,048,000.00					\$11,015,107.47	2.25%	\$47,827.17	\$11,034,972.78	\$11,149,494.17
Accrued Interest											\$47,827.17
Total Investments											\$11,197,321.34