

City of Santa Rosa

Monthly Investment Report

June 30, 2021

City's Investment Objectives

- **Investment Objectives:** In accordance with the City's Investment Policy, the City's primary objectives in order of priority are:
 - **Safety** – Safety of principal is the foremost objective of the investment program. Investments for the City will be made in a manner that seeks to ensure the preservation of capital in the overall portfolio.
 - **Liquidity** – The City's investment portfolio will remain sufficiently liquid to enable the City to meet all operating requirements which might be reasonably anticipated.
 - **Yield** – The City's investment portfolio shall be designed with the objective of attaining a market rate of return throughout budgetary and economic cycles, taking into account the investment risk constraints, liquidity needs, and cash flow characteristics of the portfolio.
- **Certification:** The City has sufficient funds to meet expenditures for the following six-month period.

Investment Guidelines

- The City invests in permitted securities consistent with California Government Code sections §§53601, 53635, and 16429.1. The City's Investment Policy includes additional sector allocation and maturity restrictions that reflect the City's risk tolerances.

Security Type	California Government Code	City's Investment Policy
U.S. Treasury Notes	✓	✓
Federal Agencies	✓	✓
International Bank for Reconstruction and Development, International Finance Corporation or Inter-American Development Bank Bonds	✓	
CA Municipal Investments	✓	✓
State Municipals	✓	✓
Corporate Notes	✓	✓
Mortgage-Backed Securities	✓	✓
Commercial Paper	✓	✓
Time Certificates of Deposit	✓	✓
Negotiable Certificates of Deposit	✓	✓
Bankers' Acceptances	✓	✓
Repurchase Agreements	✓	✓
Reverse Repurchase Agreements	✓	
Mutual Funds	✓	✓
Money Market Funds	✓	✓
Local Government Pools	✓	✓
Local Agency Investment Fund (LAIF)	✓	✓

Market Summary

Economic Conditions

- The U.S. is recording an average of fewer than 20,000 new coronavirus cases per day. Most states are fully reopened which should drive strong GDP growth in the second half of 2021.
- U.S job growth accelerated in June. The economy added 850,000 jobs, with strong gains in leisure and hospitality amid the economy's reopening. So far in 2021, the service sector has led the job recovery, with leisure and hospitality accounting for almost half of the year's payroll gains. The unemployment rate rose slightly to 5.9%.
- Retail sales declined in May following stimulus-fueled spending in earlier months. But, total sales over the trailing three months were 36% more than a year ago. The details reflected the ongoing shift in consumer preferences away from goods and toward services as the economy reopens. Meanwhile, consumer sentiment has improved considerably since the start of this year.
- Inflation continues to run hot, with strong price increases in energy, housing, commodities, and consumer goods. The June CPI posted its largest one-month increase since 2008, contributing to a 5.4% increase over the past year.
- Federal Reserve policymakers accelerated the anticipated timing of the first post-pandemic interest rate rise as the U.S. makes strong progress on vaccination efforts and inflation heats up. In its updated June projections, thirteen of eighteen Fed officials indicated they expect to lift short-term rates by the end of 2023, up from only seven in March. Furthermore, seven officials expected to raise rates by the end of 2022. None projected any rate changes this year. More immediately, the Fed may soon begin discussing the timing of tapering its large-scale bond purchase program.

Market Reaction

- Despite higher inflation expectations and concerns about tapering, the U.S. Treasury yield curve flattened over the month, with yields on long maturities continuing to retreat. The 10-year Treasury yield fell 13 basis points (0.13%) to 1.47%. The market is grappling with a variety of uncertainties, including concerns about the Delta COVID variant, downward growth momentum, short covering in the bond market, foreign demand, a more hawkish Fed, and reduced expectations for additional fiscal stimulus.

Portfolio Information Summary

Funds Included in Report

- The following report includes the City's funds held in overnight investment vehicles (savings accounts, money market funds, and CA state investment pool) and a portfolio of individual fixed income securities (operating and bond proceeds).

Portfolio Summary and Characteristics

- Funds are shown on a par, amortized cost, and market value basis.
 - Par Value. Face value, stated value, or maturity value of a security.
 - Amortized Cost Value (Book Value). Represents the original cost of an investment adjusted for amortization of premium or accretion of discount.
 - Market Value. The current price at which that security is trading between buyers and sellers. Valuation is highly dependent on interest rate movements.
- The investment sector and credit ratings distribution is shown based on market value basis.
- Demonstrates level of diversification by investment type and credit quality. Additionally, illustrates active management of funds to optimize value in the current market.

Investment Program Maturity Summary

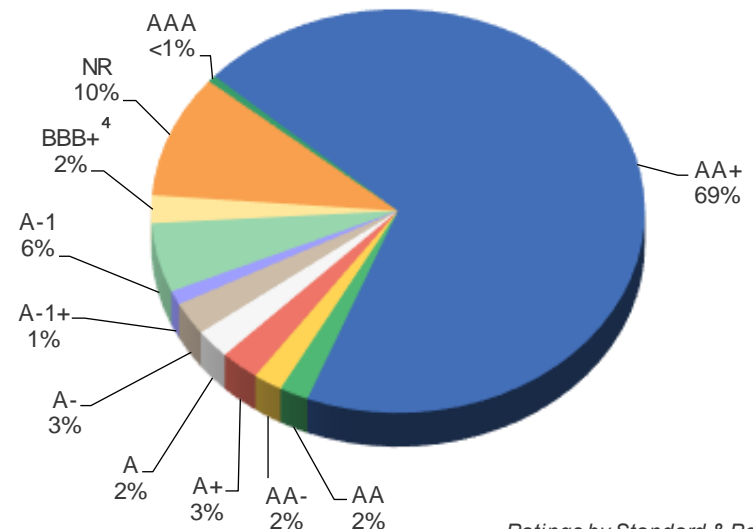
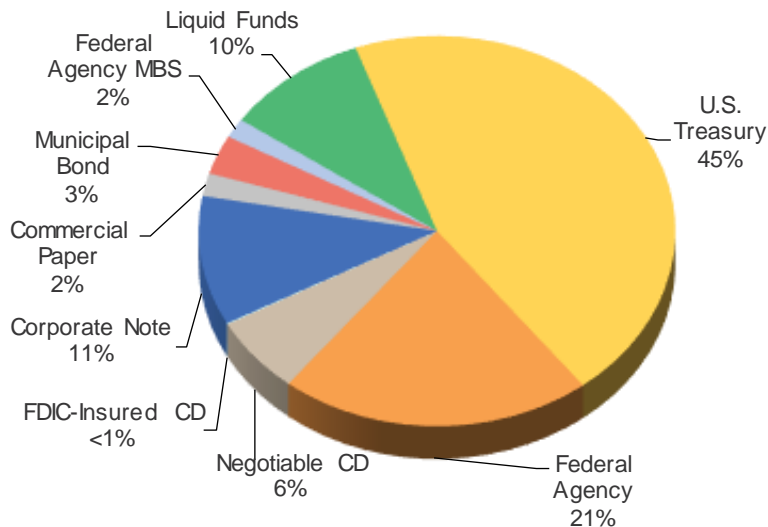
- The maturity distribution of the City's funds (market value plus accrued interest) from one-day to the five-year mandated limit.
- The percentage change in maturity distribution month-over-month is shown in the table.
- Demonstrates level of diversification by maturity date. Shows placement of funds to take advantage of opportunities while ensuring that the City has funds to meet its cash flow needs.

Portfolio Yield Summary

- The historical yield and duration of the City's funds, effective monthly yield for the California Local Government Investment Fund (LAIF), and the monthly yield for the Bank of America/Merrill Lynch 1–3 year Treasury Index is shown for the trailing six months.
- A historical record of the City's overall fund balance and earnings rates.

Portfolio Summary and Characteristics

Security Type	Par Value	Amortized Cost Value ¹	Market Value ¹	June 31, 2021 % of Portfolio ³
U.S. Treasury	\$283,185,000	\$286,464,382	\$287,938,092	45%
Federal Agency	\$135,005,000	\$135,179,956	\$135,470,297	21%
Federal Agency Mortgage-Backed	\$10,189,900	\$10,226,108	\$10,341,820	2%
Negotiable CD	\$40,475,000	\$40,570,825	\$40,777,713	6%
FDIC-Insured CD	\$442,161	\$442,992	\$443,403	<1%
Corporate Notes	\$66,887,000	\$68,248,836	\$68,540,991	11%
Commercial Paper	\$12,075,000	\$12,070,792	\$12,073,070	2%
Municipal Bond	\$20,650,000	\$20,779,633	\$20,828,163	3%
Liquid Funds ²	\$62,607,303	\$62,607,303	\$62,607,303	10%
Total Value	\$631,516,364	\$636,590,828	\$639,020,852	100%



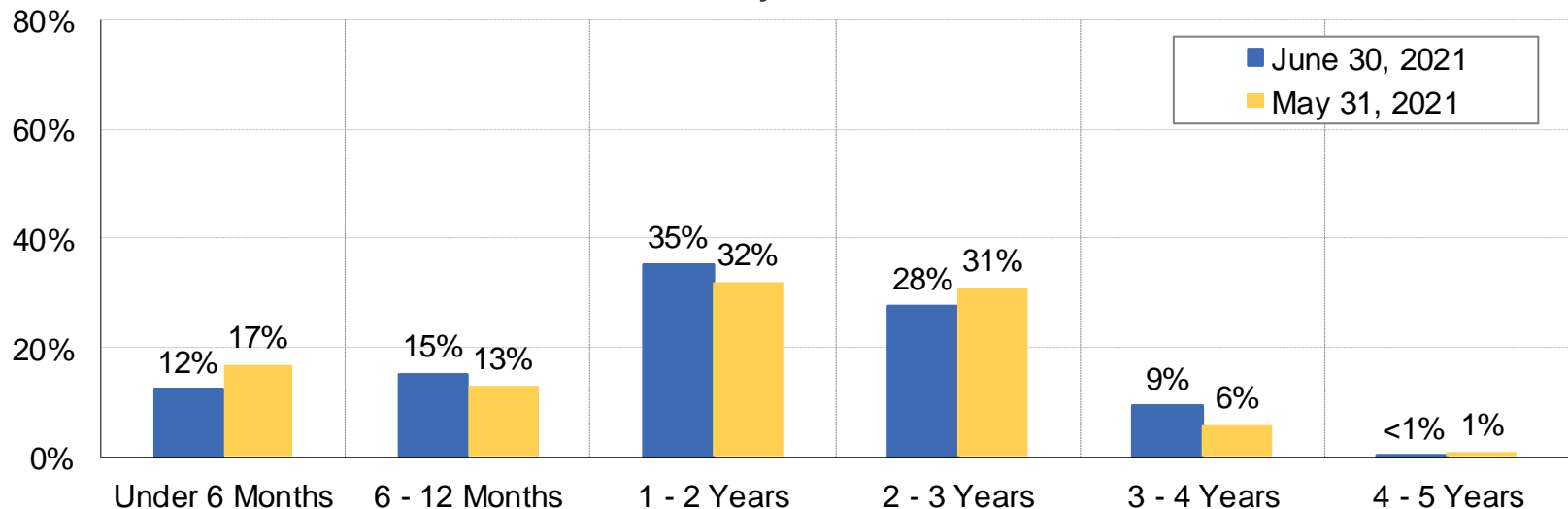
Ratings by Standard & Poor's

1. Security amortized cost and market values include accrued interests of trade date.
2. Liquid Funds include the City's LAIF, Chase Bank Checking, and custody account cash balances.
3. Based on market value plus accrued interest. Percentages may not add exactly to 100% due to rounding.
4. Credit rating for security was compliant at the time of purchase. City has elected to hold security until it is advantageous to sell or to maturity.

Investment Program Maturity Summary

Maturity ¹	Market Value ²	June 30, 2021 % of Portfolio	May 31, 2021 % of Portfolio
Under 6 Months	\$79,120,738	12%	17%
6–12 Months	\$97,837,829	15%	13%
1–2 Years	\$224,969,891	35%	32%
2–3 Years	\$176,312,599	28%	31%
3–4 Years	\$59,687,316	9%	6%
4-5 Years	\$1,092,480	<1%	1%
Total Market Value	\$639,020,852	100%	100%

Maturity Distribution²

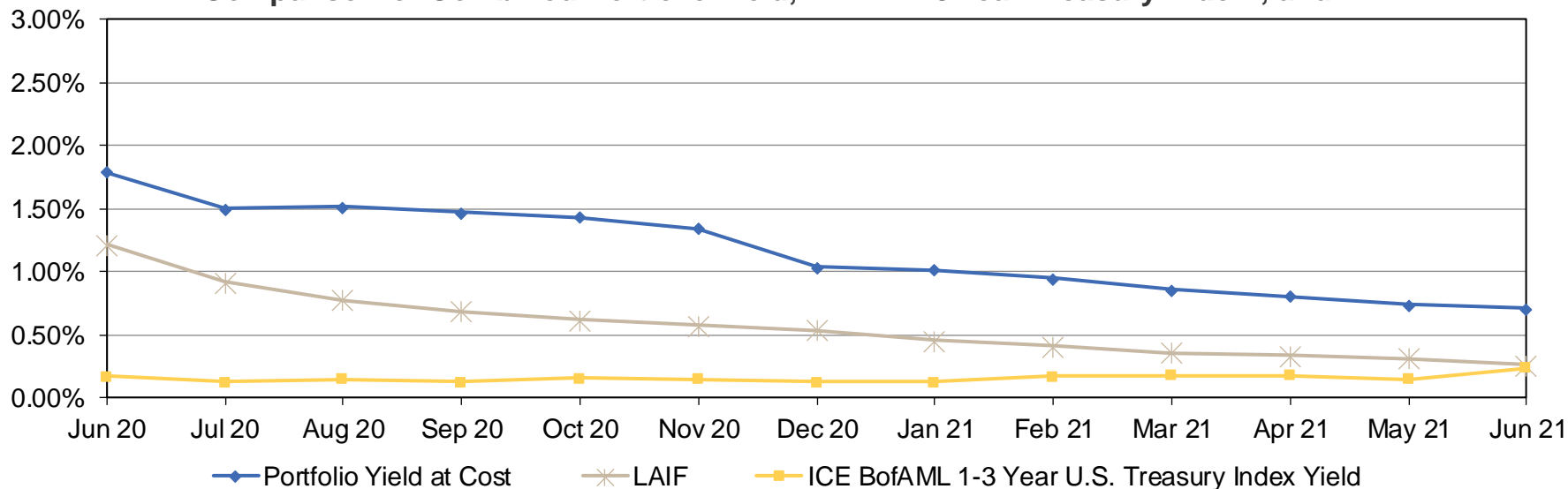


1. Funds held in LAIF are included in the under 6-month range because they can be accessed within one day.
2. Security market values include accrued interest as of trade date. Values may not sum exactly to 100% due to rounding.

Portfolio Yield Summary

Date	Market Value ¹	Portfolio Duration	Portfolio Yield (Cost)	LAIF Yield (Monthly Effective) ²	1-3 Year Treasury Index Yield ²
Dec-20	\$587,590,394	1.49	1.04%	0.54%	0.13%
Jan-21	\$585,262,884	1.46	1.02%	0.46%	0.13%
Feb-21	\$588,251,284	1.44	0.95%	0.41%	0.17%
Mar-21	\$594,303,213	1.49	0.86%	0.36%	0.18%
Apr-21	\$619,434,518	1.39	0.81%	0.34%	0.18%
May-21	\$644,518,148	1.43	0.74%	0.32%	0.15%
June-21	\$639,020,852	1.49	0.71%	0.26%	0.24%

Comparison of Combined Portfolio Yield, BAML 1-3 Year Treasury Index², and LAIF³



1. Security market values include accrued interest as of trade date.
2. Source: ICE Bank of America/Merrill Lynch Global Bond Indices.
3. Source: California State Treasurer's website. Average monthly effective yield.



Managed Account Detail of Securities Held

For the Month Ending **June 30, 2021**

CITY OF SANTA ROSA

Security Type/Description Dated Date/Coupon/Maturity	CUSIP	Par	S&P Rating	Moody's Rating	Trade Date	Settle Date	Original Cost	YTM at Cost	Accrued Interest	Amortized Cost	Market Value
U.S. Treasury Bond / Note											
US TREASURY NOTES DTD 01/15/2019 2.500% 01/15/2022	9128285V8	5,725,000.00	AA+	Aaa	01/29/19	01/31/19	5,716,725.59	2.55	66,027.28	5,723,483.02	5,799,246.38
US TREASURY NOTES DTD 01/31/2017 1.875% 01/31/2022	912828V72	17,800,000.00	AA+	Aaa	01/07/19	01/09/19	17,475,984.37	2.50	139,216.16	17,737,979.12	17,986,344.64
US TREASURY NOTES DTD 02/15/2019 2.500% 02/15/2022	9128286C9	12,000,000.00	AA+	Aaa	03/01/19	03/05/19	11,986,875.00	2.54	112,707.18	11,997,211.85	12,181,874.40
US TREASURY NOTES DTD 04/15/2019 2.250% 04/15/2022	9128286M7	5,000,000.00	AA+	Aaa	12/27/19	12/27/19	5,069,921.88	1.63	23,668.03	5,023,973.22	5,085,156.00
US TREASURY NOTES DTD 04/15/2019 2.250% 04/15/2022	9128286M7	12,500,000.00	AA+	Aaa	05/01/19	05/03/19	12,508,789.06	2.23	59,170.08	12,502,348.10	12,712,890.00
US TREASURY NOTES DTD 07/31/2017 1.875% 07/31/2022	9128282P4	12,625,000.00	AA+	Aaa	06/03/19	06/05/19	12,635,356.45	1.85	98,741.80	12,628,551.04	12,865,664.06
US TREASURY NOTES DTD 08/31/2017 1.625% 08/31/2022	9128282S8	9,500,000.00	AA+	Aaa	10/03/19	10/04/19	9,577,929.69	1.34	51,598.17	9,531,259.93	9,666,250.00
US TREASURY NOTES DTD 10/15/2019 1.375% 10/15/2022	912828YK0	1,750,000.00	AA+	Aaa	12/04/19	12/05/19	1,739,677.73	1.59	5,062.33	1,745,347.57	1,777,617.10
US TREASURY NOTES DTD 10/15/2019 1.375% 10/15/2022	912828YK0	7,000,000.00	AA+	Aaa	10/31/19	11/04/19	6,974,023.44	1.50	20,249.32	6,988,629.22	7,110,468.40
US TREASURY NOTES DTD 10/15/2019 1.375% 10/15/2022	912828YK0	11,750,000.00	AA+	Aaa	12/02/19	12/04/19	11,667,382.81	1.63	33,989.92	11,712,798.57	11,935,429.10
US TREASURY NOTES DTD 01/15/2020 1.500% 01/15/2023	912828Z29	7,350,000.00	AA+	Aaa	02/03/20	02/05/20	7,386,175.78	1.33	50,861.19	7,368,946.01	7,499,296.88
US TREASURY NOTES DTD 02/01/2016 1.750% 01/31/2023	912828P38	1,475,000.00	AA+	Aaa	01/02/20	01/06/20	1,480,992.19	1.61	10,767.09	1,478,094.98	1,511,414.06
US TREASURY NOTES DTD 02/15/2020 1.375% 02/15/2023	912828Z86	17,000,000.00	AA+	Aaa	03/02/20	03/04/20	17,295,507.81	0.78	87,817.68	17,162,830.83	17,326,719.60
US TREASURY N/B NOTES DTD 05/31/2021 0.125% 05/31/2023	91282CCD1	17,500,000.00	AA+	Aaa	06/01/21	06/01/21	17,493,164.06	0.14	1,852.80	17,493,445.37	17,464,454.00



Managed Account Detail of Securities Held

For the Month Ending **June 30, 2021**

CITY OF SANTA ROSA

Security Type/Description Dated Date/Coupon/Maturity	CUSIP	Par	S&P Rating	Moody's Rating	Trade Date	Settle Date	Original Cost	YTM at Cost	Accrued Interest	Amortized Cost	Market Value
U.S. Treasury Bond / Note											
US TREASURY NOTES DTD 08/01/2016 1.250% 07/31/2023	912828S92	1,800,000.00	AA+	Aaa	05/26/21	05/28/21	1,842,679.69	0.16	9,385.36	1,840,852.10	1,836,843.84
US TREASURY NOTES DTD 08/01/2016 1.250% 07/31/2023	912828S92	15,000,000.00	AA+	Aaa	05/04/21	05/04/21	15,355,078.13	0.19	78,211.33	15,329,901.44	15,307,032.00
US TREASURY NOTES DTD 11/15/2020 0.250% 11/15/2023	91282CAW1	18,750,000.00	AA+	Aaa	12/01/20	12/03/20	18,767,578.13	0.22	5,986.75	18,764,150.64	18,720,703.13
US TREASURY NOTES DTD 12/15/2020 0.125% 12/15/2023	91282CBA8	6,000,000.00	AA+	Aaa	01/06/21	01/07/21	5,985,703.13	0.21	327.87	5,988,037.04	5,968,125.00
US TREASURY NOTES DTD 01/15/2021 0.125% 01/15/2024	91282CBE0	15,000,000.00	AA+	Aaa	02/02/21	02/03/21	14,975,976.56	0.18	8,649.86	14,979,280.90	14,910,937.50
US TREASURY NOTES DTD 02/15/2021 0.125% 02/15/2024	91282CBM2	15,000,000.00	AA+	Aaa	03/01/21	03/03/21	14,934,960.94	0.27	7,044.20	14,942,194.20	14,903,907.00
US TREASURY NOTES DTD 05/01/2017 2.000% 04/30/2024	912828X70	5,750,000.00	AA+	Aaa	04/01/21	04/05/21	6,035,478.52	0.37	19,375.00	6,013,322.74	6,005,156.25
US TREASURY N/B NOTES DTD 06/15/2021 0.250% 06/15/2024	91282CCG4	1,180,000.00	AA+	Aaa	06/22/21	06/24/21	1,173,132.03	0.45	128.96	1,173,176.26	1,172,809.32
US TREASURY NOTES DTD 10/31/2019 1.500% 10/31/2024	912828YM6	20,000,000.00	AA+	Aaa	05/04/21	05/06/21	20,730,468.75	0.44	50,543.48	20,698,360.23	20,637,500.00
US TREASURY NOTES DTD 11/30/2019 1.500% 11/30/2024	912828YV6	17,500,000.00	AA+	Aaa	06/02/21	06/07/21	18,149,414.06	0.42	22,233.61	18,137,160.96	18,057,812.50
Security Type Sub-Total		254,955,000.00					256,958,975.80	1.01	963,615.45	256,961,335.34	258,443,651.16
Municipal Bond / Note											
CA ST T/E GO BONDS DTD 04/22/2020 5.000% 03/01/2022	13063DUV8	1,675,000.00	AA-	Aa2	04/17/20	04/22/20	1,798,028.75	1.00	27,916.67	1,719,094.38	1,729,320.25
CA ST DEPT WTR RES WTR SYS TXBL REV BNDS DTD 08/06/2020 0.349% 12/01/2022	13067WOZ8	850,000.00	AAA	Aa1	07/30/20	08/06/20	850,000.00	0.35	247.21	850,000.00	850,586.50



Managed Account Detail of Securities Held

For the Month Ending **June 30, 2021**

CITY OF SANTA ROSA

Security Type/Description Dated Date/Coupon/Maturity	CUSIP	Par	S&P Rating	Moody's Rating	Trade Date	Settle Date	Original Cost	YTM at Cost	Accrued Interest	Amortized Cost	Market Value
Municipal Bond / Note											
NY ST URBAN DEV CORP TXBL REV BONDS DTD 12/23/2020 0.480% 03/15/2023	650036DR4	1,025,000.00	AA+	NR	12/16/20	12/23/20	1,025,000.00	0.48	1,448.67	1,025,000.00	1,024,897.50
UNIV OF CAL TXBL REV BONDS DTD 07/16/2020 0.628% 05/15/2023	91412HFK4	2,000,000.00	AA	Aa2	07/10/20	07/16/20	2,000,000.00	0.63	1,604.89	2,000,000.00	2,011,060.00
PORT AUTH OF NY/NJ TXBL REV BONDS DTD 07/08/2020 1.086% 07/01/2023	73358W4V3	1,100,000.00	A+	Aa3	07/02/20	07/08/20	1,100,000.00	1.09	11,713.72	1,100,000.00	1,114,267.00
PORT AUTH OF NY/NJ TXBL REV BONDS DTD 07/08/2020 1.086% 07/01/2023	73358W4V3	1,200,000.00	A+	Aa3	07/07/20	07/09/20	1,207,032.00	0.89	12,778.60	1,204,722.50	1,215,564.00
WI DEPT OF TRANS TXBL REV BONDS DTD 07/30/2020 0.420% 07/01/2023	977123X52	1,865,000.00	AA+	NR	07/10/20	07/30/20	1,865,000.00	0.42	3,916.50	1,865,000.00	1,867,778.85
LOS ANGELES CCD, CA TXBL GO BONDS DTD 11/10/2020 0.444% 08/01/2023	54438CYH9	1,125,000.00	AA+	Aaa	10/30/20	11/10/20	1,125,000.00	0.44	2,081.25	1,125,000.00	1,128,307.50
MD ST TXBL GO BONDS DTD 08/05/2020 0.410% 08/01/2023	574193TP3	2,610,000.00	AAA	Aaa	07/23/20	08/05/20	2,610,000.00	0.41	4,458.75	2,610,000.00	2,616,446.70
CA ST UNIV TXBL REV BONDS DTD 09/17/2020 0.475% 11/01/2023	13077DMJ8	1,150,000.00	AA-	Aa2	08/27/20	09/17/20	1,150,000.00	0.48	910.42	1,150,000.00	1,145,216.00
MS ST TXBL GO BONDS DTD 08/06/2020 0.422% 11/01/2023	605581MY0	1,875,000.00	AA	Aa2	07/24/20	08/06/20	1,875,000.00	0.42	1,318.75	1,875,000.00	1,870,275.00
NY ST URBAN DEV CORP TXBL REV BONDS DTD 12/23/2020 0.620% 03/15/2024	650036DS2	3,100,000.00	AA+	NR	12/16/20	12/23/20	3,100,000.00	0.62	5,659.22	3,100,000.00	3,087,910.00
FL ST BOARD OF ADMIN TXBL REV BONDS DTD 09/16/2020 1.258% 07/01/2025	341271AD6	1,075,000.00	AA	Aa3	09/03/20	09/16/20	1,075,000.00	1.26	6,761.75	1,075,000.00	1,085,717.75
Security Type Sub-Total		20,650,000.00					20,780,060.75	0.63	80,816.40	20,698,816.88	20,747,347.05
Federal Agency Collateralized Mortgage Obligation											
FNA 2018-M5 A2 DTD 04/01/2018 3.560% 09/01/2021	3136B1XP4	43,440.63	AA+	Aaa	04/11/18	04/30/18	44,304.71	2.93	128.87	43,484.54	43,440.63
FHMS K019 A2 DTD 08/01/2012 2.272% 03/01/2022	3137ASNJ9	1,519,908.61	AA+	Aaa	03/29/19	04/03/19	1,508,687.43	2.54	2,877.69	1,517,343.47	1,534,443.63



Managed Account Detail of Securities Held

For the Month Ending **June 30, 2021**

CITY OF SANTA ROSA

Security Type/Description Dated Date/Coupon/Maturity	CUSIP	Par	S&P Rating	Moody's Rating	Trade Date	Settle Date	Original Cost	YTM at Cost	Accrued Interest	Amortized Cost	Market Value
Federal Agency Collateralized Mortgage Obligation											
FHLMC MULTIFAMILY STRUCTURED P DTD 11/01/2015 2.716% 06/01/2022	3137BLUR7	1,675,000.00	AA+	Aaa	03/13/19	03/18/19	1,672,916.09	2.76	3,791.08	1,674,403.83	1,700,726.53
FHLMC MULTIFAMILY STRUCTURED P DTD 12/01/2012 2.355% 07/01/2022	3137AVXN2	1,614,931.75	AA+	Aaa	06/12/19	06/17/19	1,620,861.57	2.23	3,169.30	1,616,881.65	1,644,145.32
FHLMC MULTIFAMILY STRUCTURED P DTD 05/01/2013 2.510% 11/01/2022	3137B1BS0	1,665,000.00	AA+	Aaa	08/13/19	08/16/19	1,692,576.56	1.98	3,482.63	1,676,472.60	1,706,909.96
FNA 2013-M7 A2 DTD 05/01/2013 2.280% 12/01/2022	3136AEGQ4	722,522.74	AA+	Aaa	09/11/19	09/16/19	727,024.80	2.08	1,372.79	724,512.56	733,612.06
FNA 2013-M7 A2 DTD 05/01/2013 2.280% 12/01/2022	3136AEGQ4	949,468.99	AA+	Aaa	09/04/19	09/09/19	961,907.99	1.86	1,803.99	954,934.13	964,041.50
FHMS KP05 A DTD 12/01/2018 3.203% 07/01/2023	3137FKK39	129,809.02	AA+	Aaa	12/07/18	12/17/18	129,808.63	3.20	346.48	129,808.85	132,491.40
FHMS KJ27 A1 DTD 11/01/2019 2.092% 07/01/2024	3137FQ3V3	524,202.61	AA+	Aaa	11/20/19	11/26/19	524,190.05	2.09	913.86	524,194.41	535,085.96
FHMS KJ30 A1 DTD 07/01/2020 0.526% 01/01/2025	3137FUZN7	1,345,615.96	AA+	Aaa	07/23/20	07/30/20	1,345,590.41	0.53	589.83	1,345,595.72	1,328,446.91
Security Type Sub-Total		10,189,900.31					10,227,868.24	2.06	18,476.52	10,207,631.76	10,323,343.90
Federal Agency Bond / Note											
FEDERAL FARM CREDIT BANK NOTES DTD 06/02/2020 0.250% 06/02/2022	3133ELE75	7,250,000.00	AA+	Aaa	06/03/20	06/04/20	7,244,540.75	0.29	1,460.07	7,247,480.35	7,258,910.25
FREDDIE MAC NOTES DTD 07/23/2020 0.125% 07/25/2022	3137EAET2	5,970,000.00	AA+	Aaa	07/21/20	07/23/20	5,956,507.80	0.24	3,233.75	5,962,829.96	5,969,922.39
FREDDIE MAC NOTES DTD 07/23/2020 0.125% 07/25/2022	3137EAET2	10,000,000.00	AA+	Aaa	07/27/20	07/27/20	9,980,300.00	0.22	5,416.67	9,989,473.49	9,999,870.00
FANNIE MAE NOTES DTD 09/06/2019 1.375% 09/06/2022	3135GOW33	3,300,000.00	AA+	Aaa	09/05/19	09/06/19	3,288,516.00	1.49	14,494.79	3,295,473.46	3,348,031.50



Managed Account Detail of Securities Held

For the Month Ending **June 30, 2021**

CITY OF SANTA ROSA

Security Type/Description Dated Date/Coupon/Maturity	CUSIP	Par	S&P Rating	Moody's Rating	Trade Date	Settle Date	Original Cost	YTM at Cost	Accrued Interest	Amortized Cost	Market Value
Federal Agency Bond / Note											
FEDERAL HOME LOAN BANKS NOTES DTD 02/21/2020 1.375% 02/17/2023	3130AJ7E3	4,575,000.00	AA+	Aaa	02/20/20	02/21/20	4,566,582.00	1.44	23,415.10	4,570,405.56	4,662,272.70
FREDDIE MAC NOTES DTD 04/20/2020 0.375% 04/20/2023	3137EAEQ8	9,250,000.00	AA+	Aaa	04/17/20	04/20/20	9,226,875.00	0.46	6,841.15	9,236,103.88	9,275,687.25
FREDDIE MAC NOTES DTD 05/07/2020 0.375% 05/05/2023	3137EAER6	5,000,000.00	AA+	Aaa	06/02/20	06/03/20	5,010,300.00	0.30	2,916.67	5,006,502.72	5,013,285.00
FREDDIE MAC NOTES DTD 05/07/2020 0.375% 05/05/2023	3137EAER6	6,925,000.00	AA+	Aaa	05/05/20	05/07/20	6,922,091.50	0.39	4,039.58	6,923,209.13	6,943,399.73
FANNIE MAE NOTES DTD 05/22/2020 0.250% 05/22/2023	3135G04O3	5,000,000.00	AA+	Aaa	06/02/20	06/03/20	4,991,250.00	0.31	1,354.17	4,994,425.21	5,001,835.00
FANNIE MAE NOTES DTD 05/22/2020 0.250% 05/22/2023	3135G04O3	7,325,000.00	AA+	Aaa	05/20/20	05/22/20	7,302,951.75	0.35	1,983.85	7,311,106.58	7,327,688.28
FREDDIE MAC NOTES DTD 06/26/2020 0.250% 06/26/2023	3137EAES4	6,950,000.00	AA+	Aaa	06/24/20	06/26/20	6,929,706.00	0.35	241.32	6,936,563.33	6,951,299.65
FREDDIE MAC NOTES DTD 06/26/2020 0.250% 06/26/2023	3137EAES4	10,000,000.00	AA+	Aaa	07/27/20	07/27/20	9,987,200.00	0.29	347.22	9,991,278.20	10,001,870.00
FANNIE MAE NOTES DTD 07/10/2020 0.250% 07/10/2023	3135G05G4	7,250,000.00	AA+	Aaa	07/08/20	07/10/20	7,234,412.50	0.32	8,609.38	7,239,480.22	7,248,861.75
FANNIE MAE NOTES DTD 07/10/2020 0.250% 07/10/2023	3135G05G4	10,000,000.00	AA+	Aaa	07/27/20	07/27/20	9,987,300.00	0.29	11,875.00	9,991,293.78	9,998,430.00
FANNIE MAE NOTES (CALLABLE) DTD 08/10/2020 0.300% 08/10/2023	3135G05R0	6,850,000.00	AA+	Aaa	08/11/20	08/12/20	6,837,670.00	0.36	8,048.75	6,841,313.72	6,848,698.50
FREDDIE MAC NOTES DTD 08/21/2020 0.250% 08/24/2023	3137EAEV7	8,180,000.00	AA+	Aaa	08/19/20	08/21/20	8,171,656.40	0.28	7,214.31	8,174,042.46	8,176,891.60
FREDDIE MAC NOTES DTD 09/04/2020 0.250% 09/08/2023	3137EAEW5	3,540,000.00	AA+	Aaa	09/02/20	09/04/20	3,540,646.44	0.24	2,777.92	3,540,469.98	3,537,858.30
FREDDIE MAC NOTES DTD 09/04/2020 0.250% 09/08/2023	3137EAEW5	5,610,000.00	AA+	Aaa	09/02/20	09/04/20	5,608,148.70	0.26	4,402.29	5,608,654.06	5,606,605.95



Managed Account Detail of Securities Held

For the Month Ending **June 30, 2021**

CITY OF SANTA ROSA

Security Type/Description Dated Date/Coupon/Maturity	CUSIP	Par	S&P Rating	Moody's Rating	Trade Date	Settle Date	Original Cost	YTM at Cost	Accrued Interest	Amortized Cost	Market Value
Federal Agency Bond / Note											
FREDDIE MAC NOTES DTD 12/04/2020 0.250% 12/04/2023	3137EAFA2	7,485,000.00	AA+	Aaa	12/02/20	12/04/20	7,477,589.85	0.28	1,403.44	7,479,004.21	7,470,950.66
Security Type Sub-Total		130,460,000.00					130,264,244.69	0.38	110,075.43	130,339,110.30	130,642,368.51
Corporate Note											
HONEYWELL INTERNATIONAL (CALLABLE) NOTE DTD 08/08/2019 2.150% 08/08/2022	438516BT2	730,000.00	A	A2	07/30/19	08/08/19	729,262.70	2.19	6,234.40	729,728.89	743,799.92
PROCTER & GAMBLE CO/THE CORP NOTES DTD 08/11/2017 2.150% 08/11/2022	742718EU9	1,395,000.00	AA-	Aa3	06/18/19	06/21/19	1,395,153.45	2.15	11,663.75	1,395,054.32	1,424,193.17
APPLE INC CORPORATE NOTES DTD 09/11/2019 1.700% 09/11/2022	037833DL1	925,000.00	AA+	Aa1	09/04/19	09/11/19	924,842.75	1.71	4,804.86	924,937.30	941,162.53
CLOROX COMPANY CORP NOTE (CALLABLE) DTD 09/13/2012 3.050% 09/15/2022	189054AT6	1,329,000.00	A-	Baa1	05/07/20	05/11/20	1,389,761.88	1.07	11,935.16	1,356,720.13	1,363,803.85
BANK OF NY MELLON CORP NOTES (CALLABLE) DTD 01/28/2020 1.850% 01/27/2023	06406RAM9	750,000.00	A	A1	01/21/20	01/28/20	749,475.00	1.87	5,935.42	749,724.32	767,275.50
ADOBE INC CORP NOTE DTD 02/03/2020 1.700% 02/01/2023	00724PAA7	375,000.00	A	A2	01/22/20	02/03/20	374,486.25	1.75	2,656.25	374,727.63	383,166.75
ADOBE INC CORP NOTE DTD 02/03/2020 1.700% 02/01/2023	00724PAA7	825,000.00	A	A2	01/23/20	02/03/20	825,066.00	1.70	5,843.75	825,034.99	842,966.85
BERKSHIRE HATHAWAY FIN (CALLABLE) NOTES DTD 03/15/2016 2.750% 03/15/2023	084670BR8	965,000.00	AA	Aa2	03/04/20	03/06/20	1,009,216.30	1.20	7,813.82	988,821.80	1,001,034.07
JOHN DEERE CAPITAL CORP CORP NOTES DTD 03/09/2020 1.200% 04/06/2023	24422EVE6	800,000.00	A	A2	03/04/20	03/09/20	799,808.00	1.21	2,266.67	799,889.89	811,888.80
PEPSICO INC CORPORATE NOTES DTD 05/01/2020 0.750% 05/01/2023	713448EY0	915,000.00	A+	A1	04/29/20	05/01/20	913,188.30	0.82	1,143.75	913,893.13	922,146.15



Managed Account Detail of Securities Held

For the Month Ending **June 30, 2021**

CITY OF SANTA ROSA

Security Type/Description Dated Date/Coupon/Maturity	CUSIP	Par	S&P Rating	Moody's Rating	Trade Date	Settle Date	Original Cost	YTM at Cost	Accrued Interest	Amortized Cost	Market Value
Corporate Note											
APPLE INC CORPORATE NOTES DTD 05/11/2020 0.750% 05/11/2023	037833DV9	1,170,000.00	AA+	Aa1	05/04/20	05/11/20	1,166,817.60	0.84	1,218.75	1,168,026.62	1,179,802.26
GENERAL DYNAMICS CORP NOTES DTD 05/11/2018 3.375% 05/15/2023	369550BD9	1,350,000.00	A-	A2	05/08/20	05/12/20	1,444,662.00	1.00	5,821.88	1,407,878.54	1,424,320.20
AMAZON.COM INC CORPORATE NOTES DTD 06/03/2020 0.400% 06/03/2023	023135BP0	2,100,000.00	AA	A1	06/01/20	06/03/20	2,097,060.00	0.45	653.33	2,098,115.18	2,104,254.60
JOHN DEERE CAPITAL CORP CORPORATE NOTES DTD 06/04/2020 0.700% 07/05/2023	24422EVH9	600,000.00	A	A2	06/01/20	06/04/20	599,508.00	0.73	2,053.33	599,679.28	603,754.20
CATERPILLAR FINL SERVICE CORPORATE NOTES DTD 07/08/2020 0.650% 07/07/2023	14913R2D8	250,000.00	A	A2	07/06/20	07/08/20	249,860.00	0.67	785.42	249,905.81	251,012.50
PACCAR FINANCIAL CORP CORPORATE NOTES DTD 08/11/2020 0.350% 08/11/2023	69371RO90	350,000.00	A+	A1	08/04/20	08/11/20	349,541.50	0.39	476.39	349,677.17	349,637.05
TOYOTA MOTOR CREDIT CORP CORPORATE NOTES DTD 05/26/2020 1.350% 08/25/2023	89236THA6	2,750,000.00	A+	A1	05/20/20	05/26/20	2,748,982.50	1.36	12,993.75	2,749,326.53	2,804,502.25
BRISTOL-MYERS SQUIBB CO (CALLABLE) CORP DTD 11/13/2020 0.537% 11/13/2023	110122DT2	2,010,000.00	A+	A2	11/09/20	11/13/20	2,010,000.00	0.54	1,439.16	2,010,000.00	2,010,862.29
GOLDMAN SACHS GROUP INC CORPORATE NOTES DTD 11/19/2020 0.627% 11/17/2023	38141GXL3	1,325,000.00	BBB+	A2	11/16/20	11/19/20	1,325,000.00	0.63	1,015.39	1,325,000.00	1,324,978.80
JOHN DEERE CAPITAL CORP CORPORATE NOTES DTD 03/04/2021 0.450% 01/17/2024	24422EVN6	1,815,000.00	A	A2	03/01/21	03/04/21	1,813,711.35	0.48	2,654.44	1,813,857.54	1,808,244.57
IBM CORP NOTES DTD 02/12/2014 3.625% 02/12/2024	459200HU8	1,450,000.00	A-	A2	10/02/20	10/06/20	1,594,028.50	0.62	20,294.97	1,562,492.85	1,560,698.80



Managed Account Detail of Securities Held

For the Month Ending **June 30, 2021**

CITY OF SANTA ROSA

Security Type/Description Dated Date/Coupon/Maturity	CUSIP	Par	S&P Rating	Moody's Rating	Trade Date	Settle Date	Original Cost	YTM at Cost	Accrued Interest	Amortized Cost	Market Value
Corporate Note											
GOLDMAN SACHS CORP NOTES DTD 03/03/2014 4.000% 03/03/2024	38141GVM3	1,010,000.00	BBB+	A2	01/21/21	01/25/21	1,113,161.40	0.67	13,242.22	1,098,866.31	1,096,988.27
CHARLES SCHWAB CORP NOTES (CALLABLE) DTD 03/18/2021 0.750% 03/18/2024	808513BN4	1,415,000.00	A	A2	03/16/21	03/18/21	1,414,292.50	0.77	3,036.35	1,414,360.28	1,422,454.22
MORGAN STANLEY CORP NOTES (CALLABLE) DTD 04/22/2021 0.731% 04/05/2024	61772BAA1	865,000.00	BBB+	A1	04/19/21	04/22/21	865,000.00	0.73	1,211.94	865,000.00	866,035.41
COMCAST CORP (CALLABLE) CORPORATE NOTES DTD 10/05/2018 3.700% 04/15/2024	20030NCR0	600,000.00	A-	A3	05/07/20	05/11/20	657,354.00	1.20	4,686.67	640,360.22	649,711.80
COMCAST CORP (CALLABLE) CORPORATE NOTES DTD 10/05/2018 3.700% 04/15/2024	20030NCR0	650,000.00	A-	A3	05/07/20	05/11/20	712,055.50	1.20	5,077.22	693,668.69	703,854.45
MORGAN STANLEY CORP NOTES DTD 04/24/2018 3.737% 04/24/2024	61744YQA1	1,650,000.00	BBB+	A1	10/02/20	10/06/20	1,775,680.50	1.52	11,475.70	1,749,691.01	1,744,140.75
AMAZON.COM INC CORPORATE NOTES DTD 05/12/2021 0.450% 05/12/2024	023135BW5	4,070,000.00	AA	A1	05/10/21	05/12/21	4,064,057.80	0.50	2,492.88	4,064,328.89	4,061,139.61
CITIGROUP INC CORPORATE NOTES DTD 05/14/2020 1.678% 05/15/2024	172967MR9	500,000.00	BBB+	A3	10/02/20	10/06/20	512,355.00	0.98	1,072.06	509,840.85	510,084.00
CITIGROUP INC CORPORATE NOTES DTD 05/14/2020 1.678% 05/15/2024	172967MR9	750,000.00	BBB+	A3	05/07/20	05/14/20	750,000.00	1.68	1,608.08	750,000.00	765,126.00
UNITEDHEALTH GROUP INC (CALLABLE) CORP N DTD 05/19/2021 0.550% 05/15/2024	91324PEB4	1,590,000.00	A+	A3	05/17/21	05/19/21	1,588,346.40	0.59	1,020.25	1,588,411.51	1,585,579.80
CATERPILLAR FINL SERVICE CORPORATE NOTES DTD 05/17/2021 0.450% 05/17/2024	14913R2L0	2,375,000.00	A	A2	05/10/21	05/17/21	2,371,817.50	0.50	1,306.25	2,371,948.17	2,366,131.75



Managed Account Detail of Securities Held

For the Month Ending **June 30, 2021**

CITY OF SANTA ROSA

Security Type/Description Dated Date/Coupon/Maturity	CUSIP	Par	S&P Rating	Moody's Rating	Trade Date	Settle Date	Original Cost	YTM at Cost	Accrued Interest	Amortized Cost	Market Value
Corporate Note											
ASTRAZENECA FINANCE LLC (CALLABLE) CORP DTD 05/28/2021 0.700% 05/28/2024	04636NAC7	2,535,000.00	BBB+	A3	05/25/21	05/28/21	2,534,771.85	0.70	1,626.63	2,534,778.93	2,531,821.11
JOHN DEERE CAPITAL CORP CORPORATE NOTES DTD 06/10/2021 0.450% 06/07/2024	24422EVO9	680,000.00	A	A2	06/07/21	06/10/21	679,150.00	0.49	178.50	679,166.33	676,298.76
BANK OF AMERICA CORP NOTES DTD 07/23/2018 3.864% 07/23/2024	06051GHL6	600,000.00	A-	A2	09/28/20	10/01/20	650,490.00	1.58	10,175.20	640,795.51	639,136.80
BANK OF AMERICA CORP NOTES DTD 07/23/2018 3.864% 07/23/2024	06051GHL6	1,000,000.00	A-	A2	08/21/20	08/25/20	1,090,500.00	1.47	16,958.67	1,071,271.89	1,065,228.00
BRISTOL MYERS SQUIBB CO CORP NOTES (CALL DTD 01/26/2020 2.900% 07/26/2024	110122CM8	718,000.00	A+	A2	10/05/20	10/07/20	777,371.42	0.69	8,965.03	765,698.25	766,100.97
GOLDMAN SACHS GROUP INC CORPORATE NOTES DTD 06/10/2021 0.657% 09/10/2024	38141GYE8	1,275,000.00	BBB+	A2	06/07/21	06/10/21	1,275,000.00	0.66	488.64	1,275,000.00	1,272,478.05
BANK OF AMERICA CORP (CALLABLE) CORPORAT DTD 10/21/2020 0.810% 10/24/2024	06051GJH3	2,275,000.00	A-	A2	10/16/20	10/21/20	2,275,000.00	0.81	3,429.56	2,275,000.00	2,281,856.85
MERCK & CO INC CORP NOTES DTD 02/10/2015 2.750% 02/10/2025	58933YAR6	1,075,000.00	A+	A1	03/08/21	03/10/21	1,144,810.50	1.05	11,578.65	1,138,927.89	1,145,047.00
JPMORGAN CHASE & CO CORP NOTES (CALLABLE DTD 02/16/2021 0.563% 02/16/2025	46647PBY1	1,395,000.00	A-	A2	02/09/21	02/16/21	1,395,000.00	0.56	2,945.19	1,395,000.00	1,386,325.89
BURLINGTN NORTH SANTA FE CORP NOTES (CAL DTD 03/09/2015 3.000% 04/01/2025	12189LAV3	1,050,000.00	AA-	A3	03/17/21	03/19/21	1,129,726.50	1.07	7,875.00	1,123,735.49	1,128,666.00
BANK OF NY MELLON (CALLABLE) CORP NOTES DTD 04/24/2020 1.600% 04/24/2025	06406RAN7	1,000,000.00	A	A1	03/04/21	03/08/21	1,028,460.00	0.90	2,977.78	1,026,244.09	1,025,372.00



Managed Account Detail of Securities Held

For the Month Ending **June 30, 2021**

CITY OF SANTA ROSA

Security Type/Description Dated Date/Coupon/Maturity	CUSIP	Par	S&P Rating	Moody's Rating	Trade Date	Settle Date	Original Cost	YTM at Cost	Accrued Interest	Amortized Cost	Market Value
Corporate Note											
CITIGROUP INC CORPORATE NOTES DTD 05/04/2021 0.981% 05/01/2025	172967MX6	1,145,000.00	BBB+	A3	04/27/21	05/04/21	1,145,000.00	0.98	1,778.47	1,145,000.00	1,143,445.09
CITIGROUP INC CORPORATE NOTES DTD 05/04/2021 0.981% 05/01/2025	172967MX6	1,350,000.00	BBB+	A3	04/28/21	05/04/21	1,353,537.00	0.91	2,096.89	1,353,396.30	1,348,166.70
JPMORGAN CHASE & CO CORPORATE NOTES DTD 06/01/2021 0.824% 06/01/2025	46647PCH7	3,140,000.00	A-	A2	05/24/21	06/01/21	3,140,000.00	0.82	2,156.13	3,140,000.00	3,134,972.86

Security Type Sub-Total		58,892,000.00					59,952,369.95	0.93	229,164.60	59,702,982.53	59,939,667.25
--------------------------------	--	----------------------	--	--	--	--	----------------------	-------------	-------------------	----------------------	----------------------

Certificate of Deposit											
CREDIT SUISSE NEW YORK CERT DEPOS DTD 08/07/2020 0.520% 02/01/2022	22549L6F7	3,425,000.00	A-1	P-1	08/05/20	08/07/20	3,425,000.00	0.52	16,226.89	3,425,000.00	3,431,247.20
SOCIETE GENERALE NY CERT DEPOS DTD 02/19/2020 1.800% 02/14/2022	83369XDL9	3,350,000.00	A-1	P-1	02/14/20	02/19/20	3,350,000.00	1.80	22,947.50	3,350,000.00	3,380,217.00
SUMITOMO MITSUI BANK NY CERT DEPOS DTD 07/14/2020 0.700% 07/08/2022	86565CKU2	3,425,000.00	A-1	P-1	07/10/20	07/14/20	3,425,000.00	0.70	11,587.92	3,425,000.00	3,441,090.65
NORDEA BANK ABP NEW YORK CERT DEPOS DTD 08/29/2019 1.850% 08/26/2022	65558TLL7	3,300,000.00	AA-	Aa3	08/27/19	08/29/19	3,300,000.00	1.84	21,197.92	3,300,000.00	3,363,181.80
DNB BANK ASA/NY LT CD DTD 12/06/2019 2.040% 12/02/2022	23341VZT1	3,300,000.00	AA-	Aa2	12/04/19	12/06/19	3,300,000.00	2.03	5,423.00	3,300,000.00	3,386,133.30
CREDIT SUISSE NEW YORK CERT DEPOS DTD 03/23/2021 0.590% 03/17/2023	22552G3C2	3,425,000.00	A+	Aa3	03/19/21	03/23/21	3,425,000.00	0.59	5,613.19	3,425,000.00	3,430,462.88

Security Type Sub-Total		20,225,000.00					20,225,000.00	1.24	82,996.42	20,225,000.00	20,432,332.83
--------------------------------	--	----------------------	--	--	--	--	----------------------	-------------	------------------	----------------------	----------------------

Bank Note											
PNC BANK NA CORP NOTES DTD 06/08/2018 3.500% 06/08/2023	69353RFL7	1,550,000.00	A	A2	03/06/20	03/10/20	1,658,748.00	1.28	3,465.97	1,573,392.43	1,639,861.25

Security Type Sub-Total		1,550,000.00					1,658,748.00	1.28	3,465.97	1,573,392.43	1,639,861.25
--------------------------------	--	---------------------	--	--	--	--	---------------------	-------------	-----------------	---------------------	---------------------



Managed Account Detail of Securities Held

For the Month Ending **June 30, 2021**

CITY OF SANTA ROSA

Security Type/Description Dated Date/Coupon/Maturity	CUSIP	Par	S&P Rating	Moody's Rating	Trade Date	Settle Date	Original Cost	YTM at Cost	Accrued Interest	Amortized Cost	Market Value
Managed Account Sub-Total		496,921,900.31					500,067,267.43	0.85	1,488,610.79	499,708,269.24	502,168,571.95
Securities Sub-Total		\$496,921,900.31					\$500,067,267.43	0.85%	\$1,488,610.79	\$499,708,269.24	\$502,168,571.95
Accrued Interest											\$1,488,610.79
Total Investments											\$503,657,182.74



Managed Account Detail of Securities Held

For the Month Ending **June 30, 2021**

CITY OF SANTA ROSA

Security Type/Description Dated Date/Coupon/Maturity	CUSIP	Par	S&P Rating	Moody's Rating	Trade Date	Settle Date	Original Cost	YTM at Cost	Accrued Interest	Amortized Cost	Market Value
Certificate of Deposit - FDIC Insured											
CHASE BANK FDIC CD DTD 10/01/2020 0.080% 09/30/2021	RE1332809	196,266.44	NR	NR	09/30/20	09/30/20	196,266.44	0.08	117.34	196,266.44	196,221.89
COMMUNITY FIRST CREDIT UNION FDIC CD DTD 12/23/2020 0.550% 12/23/2021	RE1328054	245,894.24	NR	NR	12/23/20	12/23/20	245,894.24	0.55	713.78	245,894.24	246,350.09
Security Type Sub-Total		442,160.68					442,160.68	0.34	831.12	442,160.68	442,571.98
Managed Account Sub-Total		442,160.68					442,160.68	0.34	831.12	442,160.68	442,571.98
Securities Sub-Total		\$442,160.68					\$442,160.68	0.34%	\$831.12	\$442,160.68	\$442,571.98
Accrued Interest											\$831.12
Total Investments											\$443,403.10



Managed Account Detail of Securities Held

For the Month Ending **June 30, 2021**

SANTA ROSA WSTWTR REV BDS COM RES

Security Type/Description Dated Date/Coupon/Maturity	CUSIP	Par	S&P Rating	Moody's Rating	Trade Date	Settle Date	Original Cost	YTM at Cost	Accrued Interest	Amortized Cost	Market Value
U.S. Treasury Bond / Note											
US TREASURY NOTES DTD 08/31/2020 0.125% 08/31/2022	91282CAG6	4,370,000.00	AA+	Aaa	03/17/21	03/18/21	4,370,341.41	0.12	1,825.78	4,370,273.90	4,370,000.00
Security Type Sub-Total		4,370,000.00					4,370,341.41	0.12	1,825.78	4,370,273.90	4,370,000.00
Federal Agency Bond / Note											
FREDDIE MAC NOTES DTD 02/14/2020 1.500% 02/12/2025	3137EAEP0	2,550,000.00	AA+	Aaa	06/24/20	06/25/20	2,666,739.00	0.50	14,768.75	2,641,157.09	2,631,199.65
Security Type Sub-Total		2,550,000.00					2,666,739.00	0.50	14,768.75	2,641,157.09	2,631,199.65
Managed Account Sub-Total		6,920,000.00					7,037,080.41	0.26	16,594.53	7,011,430.99	7,001,199.65
Securities Sub-Total		\$6,920,000.00					\$7,037,080.41	0.26%	\$16,594.53	\$7,011,430.99	\$7,001,199.65
Accrued Interest											\$16,594.53
Total Investments											\$7,017,794.18



Managed Account Detail of Securities Held

For the Month Ending **June 30, 2021**

SANTA ROSA 2020 SUB REG BD PROCEED

Security Type/Description Dated Date/Coupon/Maturity	CUSIP	Par	S&P Rating	Moody's Rating	Trade Date	Settle Date	Original Cost	YTM at Cost	Accrued Interest	Amortized Cost	Market Value
U.S. Treasury Bond / Note											
US TREASURY NOTES DTD 03/31/2020 0.375% 03/31/2022	912828ZG8	3,500,000.00	AA+	Aaa	12/29/20	12/30/20	3,511,347.66	0.12	3,299.18	3,506,793.66	3,507,656.25
US TREASURY NOTES DTD 06/30/2020 0.125% 06/30/2022	912828ZX1	4,740,000.00	AA+	Aaa	01/11/21	01/12/21	4,739,629.69	0.13	16.10	4,739,747.58	4,741,481.25
US TREASURY NOTES DTD 10/31/2020 0.125% 10/31/2022	91282CAR2	6,450,000.00	AA+	Aaa	01/13/21	01/14/21	6,447,984.38	0.14	1,358.36	6,448,501.36	6,447,984.38
US TREASURY NOTES DTD 03/31/2016 1.500% 03/31/2023	912828Q29	7,645,000.00	AA+	Aaa	01/13/21	01/14/21	7,870,766.41	0.16	28,825.41	7,823,708.40	7,817,012.50
US TREASURY NOTES DTD 12/31/2018 2.625% 12/31/2023	9128285U0	1,525,000.00	AA+	Aaa	05/05/21	05/06/21	1,620,491.21	0.25	108.78	1,614,972.63	1,611,257.81
Security Type Sub-Total		23,860,000.00					24,190,219.35	0.15	33,607.83	24,133,723.63	24,125,392.19
Federal Agency Bond / Note											
FREDDIE MAC NOTES DTD 06/26/2020 0.250% 06/26/2023	3137EAES4	825,000.00	AA+	Aaa	01/11/21	01/12/21	826,493.25	0.18	28.65	826,209.62	825,154.28
FANNIE MAE NOTES DTD 09/14/2018 2.875% 09/12/2023	3135G0U43	1,170,000.00	AA+	Aaa	01/11/21	01/12/21	1,252,906.20	0.21	10,184.69	1,238,421.05	1,236,516.84
Security Type Sub-Total		1,995,000.00					2,079,399.45	0.20	10,213.34	2,064,630.67	2,061,671.12
Corporate Note											
MORGAN STANLEY CORP NOTES DTD 01/23/2018 3.125% 01/23/2023	61744YAN8	490,000.00	BBB+	A1	01/13/21	01/15/21	516,999.00	0.39	6,720.49	510,889.47	510,216.42
JPMORGAN CHASE & CO CORP NOTES DTD 01/25/2013 3.200% 01/25/2023	46625HJH4	490,000.00	A-	A2	01/13/21	01/15/21	518,542.50	0.32	6,794.67	512,101.15	511,731.99
CITIGROUP INC CORP NOTES DTD 02/20/2013 3.375% 03/01/2023	172967GL9	485,000.00	BBB+	A3	01/13/21	01/15/21	515,879.95	0.37	5,456.25	509,225.82	508,712.62
PACCAR FINANCIAL CORP CORPORATE NOTES DTD 04/07/2020 2.650% 04/06/2023	69371RO74	495,000.00	A+	A1	01/11/21	01/13/21	521,056.80	0.28	3,097.19	515,640.32	514,696.05



Managed Account Detail of Securities Held

For the Month Ending **June 30, 2021**

SANTA ROSA 2020 SUB REG BD PROCEED

Security Type/Description	CUSIP	Par	S&P Rating	Moody's Rating	Trade Date	Settle Date	Original Cost	YTM at Cost	Accrued Interest	Amortized Cost	Market Value
Corporate Note											
BANK OF AMERICA CORP (CALLABLE) NOTE DTD 04/24/2017 2.881% 04/24/2023	06051GGK9	505,000.00	A-	A2	01/11/21	01/13/21	521,099.40	1.45	2,707.74	515,260.78	515,145.96
STATE STREET CORP DTD 05/15/2013 3.100% 05/15/2023	857477AL7	490,000.00	A-	A2	01/11/21	01/13/21	521,453.10	0.34	1,940.94	515,214.16	515,081.14
BANK OF NY MELLON CORP NOTES (CALLABLE) DTD 05/16/2017 2.661% 05/16/2023	06406RAC1	500,000.00	A	A1	01/11/21	01/13/21	515,685.00	1.30	1,663.13	512,577.42	510,115.00
GOLDMAN SACHS GROUP CORP NOTES (CALLABLE) DTD 06/05/2017 2.908% 06/05/2023	38141GWJ9	505,000.00	BBB+	A2	01/11/21	01/13/21	522,377.05	1.44	1,060.61	516,596.10	515,878.21
IBM CORP CORPORATE NOTES DTD 08/01/2013 3.375% 08/01/2023	459200HP9	480,000.00	A-	A2	01/11/21	01/13/21	517,200.00	0.32	6,750.00	510,440.00	509,263.20
CATERPILLAR FINL SERVICE CORPORATE NOTES DTD 09/14/2020 0.450% 09/14/2023	14913R2F3	525,000.00	A	A2	01/11/21	01/13/21	526,701.00	0.33	702.19	526,405.86	525,768.08
TOYOTA MOTOR CREDIT CORP CORP NOTES DTD 09/20/2018 3.450% 09/20/2023	89236TFN0	485,000.00	A+	A1	01/04/21	01/06/21	525,764.25	0.33	4,694.40	518,495.24	515,857.64
Security Type Sub-Total		5,450,000.00					5,722,758.05	0.62	41,587.61	5,662,846.32	5,652,466.31
Commercial Paper											
OLD LINE FUNDING LLC COMM PAPER DTD 01/07/2021 0.000% 07/08/2021	67983TU87	2,100,000.00	A-1+	P-1	01/05/21	01/07/21	2,097,664.33	0.22	0.00	2,099,910.17	2,099,911.80
SUMITOMO MITSUI TRUST NY COMM PAPER DTD 01/12/2021 0.000% 07/12/2021	86563GUC4	2,100,000.00	A-1	P-1	01/12/21	01/13/21	2,097,900.00	0.20	0.00	2,099,871.67	2,099,955.90
CREDIT SUISSE NEW YORK COMM PAPER DTD 12/30/2020 0.000% 07/23/2021	2254EAUP6	2,100,000.00	A-1	P-1	12/29/20	12/30/20	2,097,010.42	0.25	0.00	2,099,679.17	2,099,857.20
ABN AMRO FUNDING USA LLC COMM PAPER DTD 01/01/2021 0.000% 09/27/2021	00084BWT7	2,100,000.00	A-1	P-1	01/04/21	01/04/21	2,096,431.17	0.23	0.00	2,098,819.33	2,099,294.40



Managed Account Detail of Securities Held

For the Month Ending **June 30, 2021**

SANTA ROSA 2020 SUB REG BD PROCEED

Security Type/Description	Dated Date/Coupon/Maturity	CUSIP	Par	S&P Rating	Moody's Rating	Trade Date	Settle Date	Original Cost	YTM at Cost	Accrued Interest	Amortized Cost	Market Value
Commercial Paper												
MUFG BANK LTD/NY COMM PAPER DTD 01/05/2021 0.000% 10/01/2021		62479LX18	2,100,000.00	A-1	P-1	01/05/21	01/05/21	2,096,077.08	0.25	0.00	2,098,658.33	2,099,571.60
TOYOTA MOTOR CREDIT CORP COMM PAPER DTD 02/12/2021 0.000% 11/09/2021		89233GY91	1,575,000.00	A-1+	P-1	02/12/21	02/16/21	1,572,672.50	0.20	0.00	1,573,853.75	1,574,478.68
Security Type Sub-Total			12,075,000.00					12,057,755.50	0.23	0.00	12,070,792.42	12,073,069.58
Certificate of Deposit												
SUMITOMO MITSUI BANK NY CERT DEPOS DTD 01/14/2021 0.200% 07/14/2021		86565CWY1	1,850,000.00	A-1	P-1	01/14/21	01/14/21	1,850,000.00	0.20	1,726.67	1,850,000.00	1,850,057.47
SKANDINAV ENSKILDA BK NY CERT DEPOS DTD 02/05/2021 0.180% 09/03/2021		83050PRN1	2,100,000.00	A-1	P-1	02/09/21	02/10/21	2,099,999.94	0.18	1,533.00	2,099,999.98	2,100,075.37
SOCIETE GENERALE NY CERT DEPOS DTD 01/08/2021 0.260% 01/06/2022		83369XJJ8	2,100,000.00	A-1	P-1	01/06/21	01/08/21	2,100,000.00	0.26	2,639.00	2,100,000.00	2,100,550.65
BARCLAYS BANK PLC NY CERT DEPOS DTD 02/12/2021 0.290% 02/04/2022		06742TWL6	2,100,000.00	A-1	P-1	02/10/21	02/12/21	2,100,000.00	0.29	2,351.42	2,100,000.00	2,101,017.72
TORONTO DOMINION BANK NY CERT DEPOS DTD 02/10/2021 0.200% 03/11/2022		89114NZT5	3,500,000.00	A-1+	P-1	02/09/21	02/10/21	3,500,000.00	0.20	2,741.67	3,500,000.00	3,499,440.00
CANADIAN IMP BK COMM NY CERT DEPOS DTD 05/04/2021 0.240% 05/04/2022		13606CSH8	3,100,000.00	A-1	P-1	05/05/21	05/06/21	3,099,999.90	0.24	1,198.67	3,099,999.92	3,100,424.70
BANK OF MONTREAL CHICAGO CERT DEPOS DTD 05/24/2021 0.220% 05/20/2022		06367CFN2	2,100,000.00	A-1	P-1	05/21/21	05/24/21	2,100,000.00	0.22	487.67	2,100,000.00	2,099,433.21
BANK OF NOVA SCOTIA HOUS CERT DEPOS DTD 06/23/2021 0.200% 06/23/2022		06417MQL2	3,400,000.00	A-1	P-1	06/23/21	06/24/21	3,399,999.96	0.20	151.11	3,399,999.96	3,398,555.00
Security Type Sub-Total			20,250,000.00					20,249,999.80	0.22	12,829.21	20,249,999.86	20,249,554.12
Bank Note												



Managed Account Detail of Securities Held

For the Month Ending **June 30, 2021**

SANTA ROSA 2020 SUB REG BD PROCEED

Security Type/Description Dated Date/Coupon/Maturity	CUSIP	Par	S&P Rating	Moody's Rating	Trade Date	Settle Date	Original Cost	YTM at Cost	Accrued Interest	Amortized Cost	Market Value
Bank Note											
PNC BANK NA CORP NOTE (CALLABLE) DTD 10/22/2012 2.700% 11/01/2022	69349LAG3	500,000.00	A-	A3	01/13/21	01/15/21	520,445.00	0.41	2,250.00	514,973.34	514,498.00
SUNTRUST BANKS INC CALLABLE BANK NOTE DTD 05/01/2013 2.750% 05/01/2023	86787EAN7	495,000.00	A	A2	01/11/21	01/13/21	521,433.00	0.41	2,268.75	515,904.32	515,760.80
Security Type Sub-Total		995,000.00					1,041,878.00	0.41	4,518.75	1,030,877.66	1,030,258.80
Managed Account Sub-Total		64,625,000.00					65,342,010.15	0.23	102,756.74	65,212,870.56	65,192,412.12
Securities Sub-Total		\$64,625,000.00					\$65,342,010.15	0.23%	\$102,756.74	\$65,212,870.56	\$65,192,412.12
Accrued Interest											\$102,756.74
Total Investments											\$65,295,168.86