



# City of Santa Rosa

## Monthly Investment Report

May 31, 2022

For Institutional Investor or Investment Professional  
Use Only – This material is not for inspection by,  
distribution to, or quotation to the general public

# City's Investment Objectives

- ▶ **Investment Objectives:** In accordance with the City's Investment Policy, the City's primary objectives in order of priority are:
  - ▶ **Safety** - Safety of principal is the foremost objective of the investment program. Investments for the City will be made in a manner that seeks to ensure the preservation of capital in the overall portfolio.
  - ▶ **Liquidity** - The City's investment portfolio will remain sufficiently liquid to enable the City to meet all operating requirements which might be reasonably anticipated.
  - ▶ **Yield** - The City's investment portfolio shall be designed with the objective of attaining a market rate of return throughout budgetary and economic cycles, taking into account the investment risk constraints, liquidity needs, and cash flow characteristics of the portfolio.
  
- ▶ **Certification:** The City has sufficient funds to meet expenditures for the following six-month period.

# Investment Guidelines

The City invests in permitted securities consistent with California Government Code sections 53601, 53635, and 16429.1. The City's Investment Policy includes additional sector allocation and maturity restrictions that reflect the City's risk tolerances.

Security Type	California Government Code	City's Investment Policy
U.S. Treasury Notes	✓	✓
Federal Agencies	✓	✓
International Bank for Reconstruction and Development, International Finance Corporation, or Inter-American Development Bank Bonds	✓	
Municipal Obligations	✓	✓
Asset-Backed Securities	✓	
Corporate Notes	✓	✓
Agency Mortgage-Backed Securities	✓	✓
Commercial Paper	✓	✓
Time Certificates of Deposit	✓	✓
Negotiable Certificates of Deposit	✓	✓
Bankers' Acceptances	✓	✓
Repurchase Agreements	✓	✓
Reverse Repurchase Agreements	✓	
Mutual Funds	✓	✓
Money Market Funds	✓	✓
Local Government Pools	✓	✓
Local Agency Investment Fund (LAIF)	✓	✓

# Market Summary

## Economic Highlights

- ▶ Shutdowns in Shanghai and long delays at ports are still creating supply challenges. Considering cost pressures like fuel and freight, inflation remained the most pressing concern for consumers, led by gas prices. The Consumer Price Index (CPI) in the United States ticked lower to 8.3% in April. The national average for gasoline finished May above \$4.60 a gallon. And while crude-oil prices have backed off March highs, they remain elevated around 70% higher than a year ago.
- ▶ Consumer confidence has trended lower and the Federal Reserve's mission objective of a soft landing (combating high inflation while limiting negative impact on future economic growth) has come into full focus.
- ▶ Labor markets remained strong. Despite worker shortages, the U.S. economy added 390,000 jobs in May besting estimates of 318,000, while April's growth was revised higher to 436,000. In addition, the unemployment rate remained steady at the post-pandemic low of 3.6%.
- ▶ Minutes from the Fed's May 3-4 policy meeting, released on May 25, indicated the central bank is likely to lift its benchmark interest rate, currently in a range between 0.75% and 1%, by a half-percentage point in its next two meetings, June and July. The Fed also announced that it would allow up to \$30 billion worth of Treasury securities and up to \$17.5 billion worth of agency debt and mortgage-backed securities to roll off the balance sheet starting June 1; after three months, the monthly caps will jump to \$60 billion and \$35 billion respectively. The Fed's quantitative tightening policies appear to be full steam ahead.

## Market Reaction

- ▶ Treasury yields were mixed across all tenors. After their rapid ascent over the last several months, yields on maturities beyond one year took a breather and drifted lower, while yields less than one year continued to climb in lockstep with the Fed's overnight target rate hiking expectations.
  - ▶ Amid the same uncertainty of global growth and tightening monetary policy, the S&P 500 and Dow Industrials indexes ended May roughly flat after a month of volatility marked by major price action in both directions. However, in line with the recent trend of value over growth, the Nasdaq retreated 1.9% in May and is now trailing the S&P 500 by nearly 10% year-to-date.
-

# Portfolio Information Summary

## Funds Included in Report

- ▶ The following report includes the City's funds held in overnight investment vehicles (savings accounts, money market funds, and CA state investment pool) and a portfolio of individual fixed income securities (operating and bond proceeds).

## Portfolio Summary and Characteristics

- ▶ Funds Shown on a par, amortized cost, and market value basis
  - ▶ Par Value. Face value, stated value, or maturity value of a security.
  - ▶ Amortized Cost Value (Book Value). Represents the original cost of an investment adjusted for amortization of premium or accretion of discount.
  - ▶ Market Value. The current price at which that security is trading between buyers and sellers. Valuation is highly dependent on interest rate movements.
- ▶ The investment sector and credit rating distribution is shown based on market value basis
- ▶ Demonstrates level of diversification by investment type and credit quality. Additionally, illustrates active management of funds to optimize value in the current market.

## Investment Program Maturity Summary

- ▶ The maturity distribution of the City's funds (market value plus accrued interest) from one-day to the five-year mandated limit.
- ▶ The percentage change in maturity distribution month-over-month is shown in the table.
- ▶ Demonstrates level of diversification by maturity date. Shows placement of funds to take advantage of opportunities while ensuring that the City has funds to meet its cash flow needs.

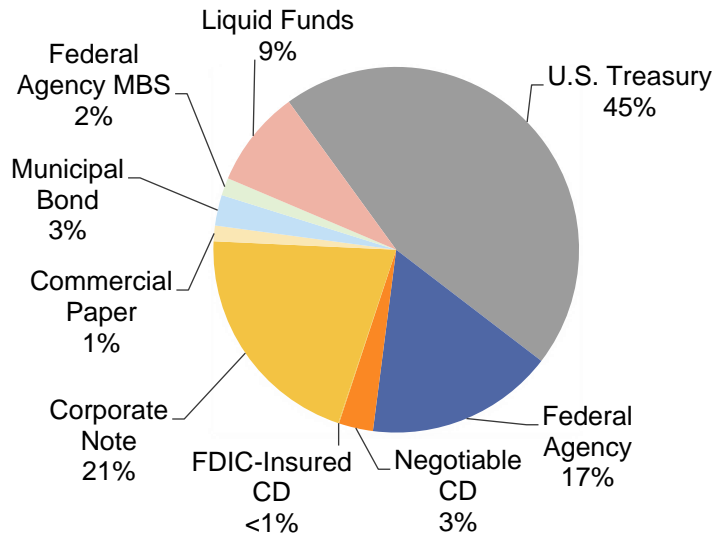
## Portfolio Yield Summary

- ▶ The historical yield and duration of the City's funds, effective monthly yield for the California Local Government Investment Fund (LAIF), and the monthly yield for the Bank of America/Merrill Lynch 1–3 year Treasury Index is shown for the trailing six months.
  - ▶ A historical record of the City's overall fund balance and earnings rates.
-

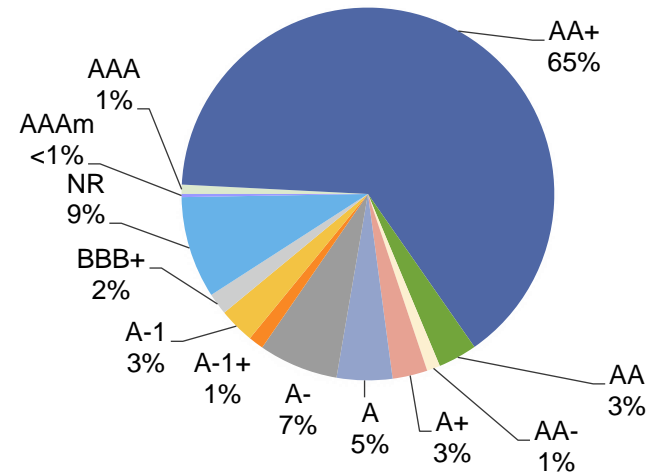
# Portfolio Summary and Characteristics

Security Type	Par Value	Amortized Cost Value <sup>1</sup>	Market Value <sup>1</sup>	May 31, 2022 % of Portfolio <sup>3</sup>
U.S. Treasury	\$301,940,000	\$303,301,274	\$294,011,078	45%
Federal Agency	\$109,815,000	\$109,996,685	\$107,722,430	17%
Federal Agency Mortgage-Backed	\$10,059,670	\$10,108,247	\$10,059,674	2%
Negotiable CD	\$19,695,000	\$19,756,041	\$19,647,660	3%
FDIC-Insured CD	\$443,516	\$444,131	\$439,786	<1%
Corporate Notes	\$135,262,000	\$136,881,760	\$133,381,283	21%
Commercial Paper	\$9,010,000	\$8,949,199	\$8,936,722	1%
Municipal Bond	\$18,035,000	\$18,057,383	\$17,580,874	3%
Liquid Funds <sup>2</sup>	\$55,779,777	\$55,779,777	\$55,779,777	9%
<b>Total Value</b>	<b>\$660,039,963</b>	<b>\$663,274,496</b>	<b>\$647,559,285</b>	<b>100%</b>

### Sector Distribution



### Credit Quality Distribution

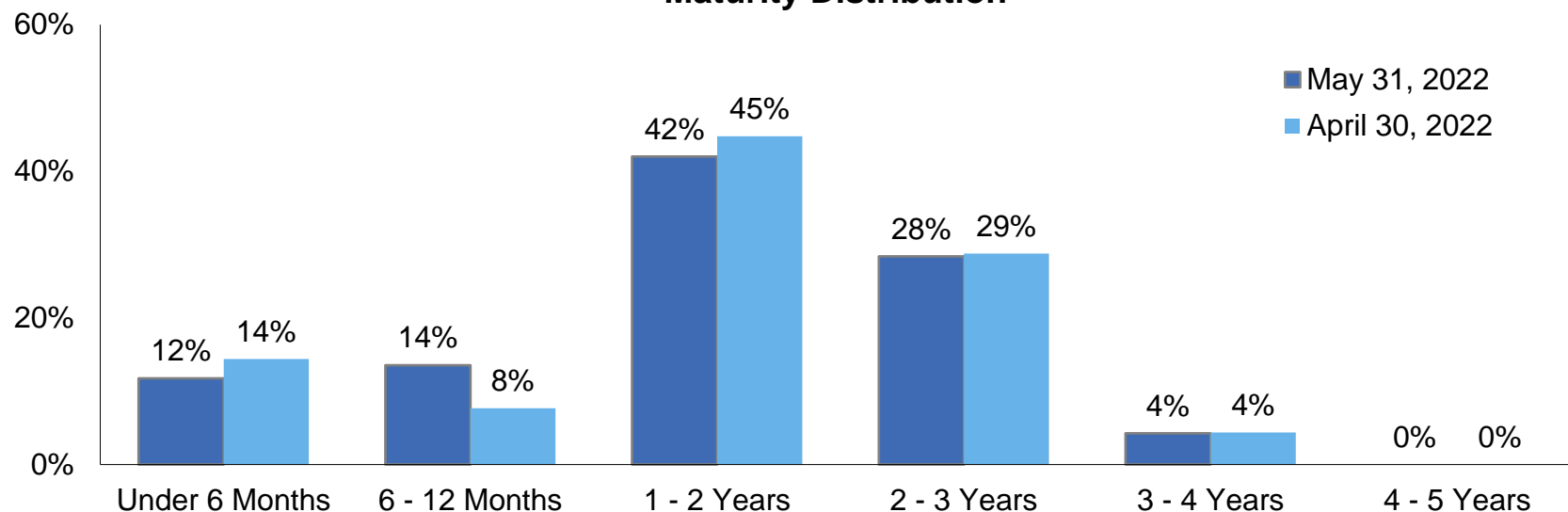


1. Security amortized cost and market values include accrued interest as of trade date.
2. Liquid Funds include the City's LAIF, Chase Bank Checking, and custody account cash balances.
3. Based on market value plus accrued interest. Percentages may not add exactly to 100% due to rounding.

# Investment Program Maturity Summary

Maturity <sup>1</sup>	Market Value <sup>2</sup>	May 31, 2022 % of Portfolio	April 30, 2022 % of Portfolio
Under 6 Months	\$76,197,978	12%	14%
6–12 Months	\$87,741,986	14%	8%
1–2 Years	\$272,127,680	42%	45%
2–3 Years	\$183,881,622	28%	29%
3–4 Years	\$27,610,018	4%	4%
4-5 Years	\$0	0%	0%
<b>Total Market Value</b>	<b>\$647,559,285</b>	<b>100%</b>	<b>100%</b>

## Maturity Distribution

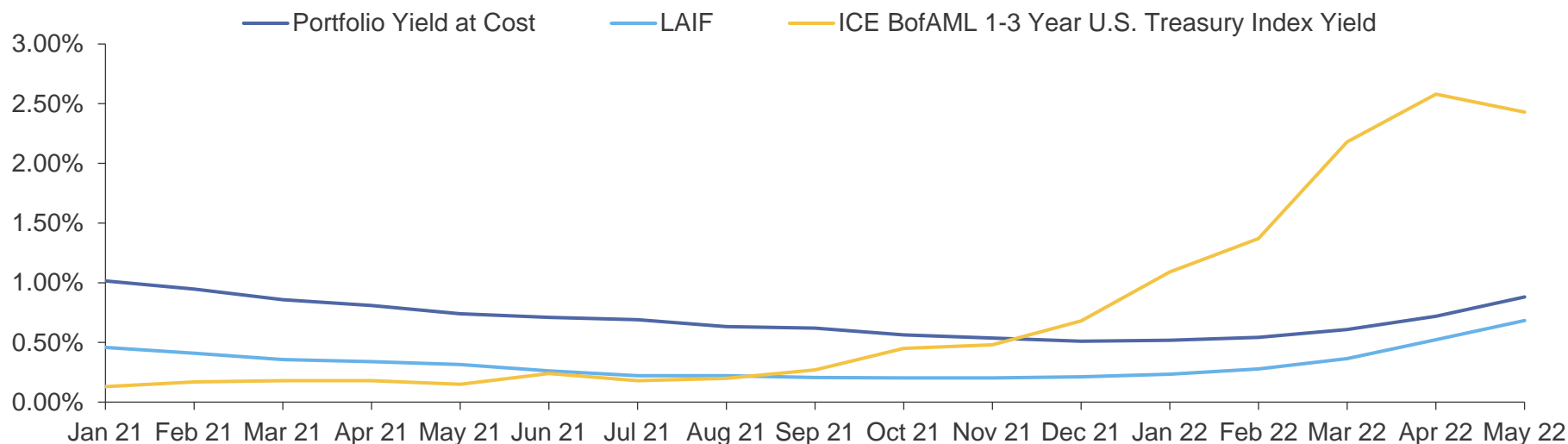


1. Funds held in LAIF are included in the under 6-month range because they can be accessed within one day.
2. Security market values include accrued interest as of trade date. Values may not sum exactly to 100% due to rounding.

# Portfolio Yield Summary

Date	Market Value <sup>1</sup>	Portfolio Duration	Portfolio Yield (Cost)	LAIF Yield (Monthly Effective) <sup>3</sup>	1-3 Year Treasury Index Yield <sup>2</sup>
Nov-21	\$583,657,719	1.78	0.54%	0.20%	0.48%
Dec-21	\$614,042,398	1.58	0.51%	0.21%	0.68%
Jan-22	\$617,739,979	1.54	0.52%	0.23%	1.09%
Feb-22	\$619,153,978	1.55	0.54%	0.28%	1.37%
Mar-22	\$607,979,489	1.54	0.61%	0.37%	2.18%
Apr-22	\$636,992,261	1.46	0.72%	0.52%	2.58%
May-22	\$647,559,285	1.53	0.88%	0.68%	2.43%

## Comparison of Combined Portfolio Yield to LAIF and the Benchmark



1. Security market values include accrued interest as of trade date.
2. Source: ICE Bank of America/Merrill Lynch Global Bond Indices.
3. Source: California State Treasurer's website. Average monthly effective yield.



**Managed Account Detail of Securities Held**

For the Month Ending **May 31, 2022**

**CITY OF SANTA ROSA (PFM)**

<b>Security Type/Description Dated Date/Coupon/Maturity</b>	<b>CUSIP</b>	<b>Par</b>	<b>S&amp;P Rating</b>	<b>Moody's Rating</b>	<b>Trade Date</b>	<b>Settle Date</b>	<b>Original Cost</b>	<b>YTM at Cost</b>	<b>Accrued Interest</b>	<b>Amortized Cost</b>	<b>Market Value</b>
<b>U.S. Treasury Bond / Note</b>											
US TREASURY NOTES DTD 02/15/2020 1.375% 02/15/2023	912828Z86	725,000.00	AA+	Aaa	03/02/20	03/04/20	737,602.54	0.78	2,919.03	728,027.88	722,394.50
US TREASURY N/B NOTES DTD 05/31/2021 0.125% 05/31/2023	91282CCD1	17,500,000.00	AA+	Aaa	06/01/21	06/01/21	17,493,164.06	0.14	59.77	17,496,586.72	17,150,000.00
US TREASURY NOTES DTD 08/01/2016 1.250% 07/31/2023	912828S92	1,800,000.00	AA+	Aaa	05/26/21	05/28/21	1,842,679.69	0.16	7,520.72	1,822,844.92	1,779,750.00
US TREASURY NOTES DTD 08/01/2016 1.250% 07/31/2023	912828S92	15,000,000.00	AA+	Aaa	05/04/21	05/04/21	15,355,078.13	0.19	62,672.65	15,184,484.36	14,831,250.00
US TREASURY NOTES DTD 09/30/2021 0.250% 09/30/2023	91282CDA6	15,000,000.00	AA+	Aaa	10/01/21	10/06/21	14,991,796.88	0.28	6,352.46	14,994,493.49	14,606,250.00
US TREASURY N/B NOTES DTD 10/31/2021 0.375% 10/31/2023	91282CDD0	19,450,000.00	AA+	Aaa	11/01/21	11/03/21	19,393,777.34	0.52	6,342.39	19,410,017.72	18,927,281.25
US TREASURY NOTES DTD 11/15/2020 0.250% 11/15/2023	91282CAW1	18,750,000.00	AA+	Aaa	12/01/20	12/03/20	18,767,578.13	0.22	2,165.42	18,758,682.98	18,193,359.38
US TREASURY NOTES DTD 11/30/2016 2.125% 11/30/2023	912828U57	7,000,000.00	AA+	Aaa	04/27/22	04/28/22	6,970,468.75	2.40	406.42	6,972,196.91	6,975,937.50
US TREASURY NOTES DTD 12/15/2020 0.125% 12/15/2023	91282CBA8	6,000,000.00	AA+	Aaa	01/06/21	01/07/21	5,985,703.13	0.21	3,461.54	5,992,504.81	5,798,437.20
US TREASURY N/B NOTES DTD 12/31/2021 0.750% 12/31/2023	91282CDR9	10,000,000.00	AA+	Aaa	01/10/22	01/12/22	9,970,703.13	0.90	31,491.71	9,976,415.61	9,746,875.00
US TREASURY NOTES DTD 01/15/2021 0.125% 01/15/2024	91282CBE0	15,000,000.00	AA+	Aaa	02/02/21	02/03/21	14,975,976.56	0.18	7,095.99	14,986,760.32	14,458,593.00
US TREASURY NOTES DTD 01/31/2019 2.500% 01/31/2024	9128285Z9	7,000,000.00	AA+	Aaa	04/27/22	04/28/22	7,001,093.75	2.49	58,494.48	7,001,035.92	7,006,562.50
US TREASURY NOTES DTD 02/15/2021 0.125% 02/15/2024	91282CBM2	15,000,000.00	AA+	Aaa	03/01/21	03/03/21	14,934,960.94	0.27	5,490.33	14,962,387.05	14,428,125.00
US TREASURY NOTES DTD 05/01/2017 2.000% 04/30/2024	912828X70	5,750,000.00	AA+	Aaa	04/01/21	04/05/21	6,035,478.52	0.37	10,000.00	5,928,010.25	5,695,195.60

**Managed Account Detail of Securities Held**

For the Month Ending **May 31, 2022**

**CITY OF SANTA ROSA (PFM)**

<b>Security Type/Description</b> <b>Dated Date/Coupon/Maturity</b>	<b>CUSIP</b>	<b>Par</b>	<b>S&amp;P Rating</b>	<b>Moody's Rating</b>	<b>Trade Date</b>	<b>Settle Date</b>	<b>Original Cost</b>	<b>YTM at Cost</b>	<b>Accrued Interest</b>	<b>Amortized Cost</b>	<b>Market Value</b>
<b>U.S. Treasury Bond / Note</b>											
US TREASURY NOTES DTD 04/30/2019 2.250% 04/30/2024	9128286R6	7,000,000.00	AA+	Aaa	04/27/22	04/28/22	6,959,804.69	2.55	13,695.65	6,961,669.14	6,966,093.40
US TREASURY N/B NOTES DTD 06/15/2021 0.250% 06/15/2024	91282CCG4	1,180,000.00	AA+	Aaa	06/22/21	06/24/21	1,173,132.03	0.45	1,361.54	1,175,292.88	1,126,162.50
US TREASURY N/B NOTES DTD 06/15/2021 0.250% 06/15/2024	91282CCG4	12,750,000.00	AA+	Aaa	07/01/21	07/07/21	12,667,324.22	0.47	14,711.54	12,692,650.41	12,168,281.25
US TREASURY N/B NOTES DTD 07/15/2021 0.375% 07/15/2024	91282CCL3	2,350,000.00	AA+	Aaa	08/05/21	08/09/21	2,349,724.61	0.38	3,335.12	2,349,800.72	2,243,882.93
US TREASURY N/B NOTES DTD 07/15/2021 0.375% 07/15/2024	91282CCL3	3,400,000.00	AA+	Aaa	08/09/21	08/10/21	3,396,414.06	0.41	4,825.28	3,397,402.71	3,246,468.92
US TREASURY N/B NOTES DTD 07/15/2021 0.375% 07/15/2024	91282CCL3	9,350,000.00	AA+	Aaa	08/04/21	08/06/21	9,360,957.03	0.33	13,269.51	9,357,906.61	8,927,789.53
US TREASURY N/B NOTES DTD 08/15/2021 0.375% 08/15/2024	91282CCT6	12,450,000.00	AA+	Aaa	09/01/21	09/03/21	12,436,382.81	0.41	13,670.93	12,439,809.23	11,860,569.69
US TREASURY N/B NOTES DTD 09/15/2021 0.375% 09/15/2024	91282CCX7	12,500,000.00	AA+	Aaa	10/01/21	10/06/21	12,449,218.75	0.51	9,935.46	12,460,461.48	11,878,906.25
US TREASURY NOTES DTD 10/31/2019 1.500% 10/31/2024	912828YM6	15,000,000.00	AA+	Aaa	05/04/21	05/06/21	15,547,851.56	0.44	19,565.22	15,379,711.87	14,599,218.00
US TREASURY NOTES DTD 11/30/2019 1.500% 11/30/2024	912828YV6	17,500,000.00	AA+	Aaa	06/02/21	06/07/21	18,149,414.06	0.42	717.21	17,966,128.17	17,002,343.75
US TREASURY N/B NOTES DTD 12/15/2021 1.000% 12/15/2024	91282CDN8	7,500,000.00	AA+	Aaa	01/03/22	01/05/22	7,494,726.56	1.02	34,615.38	7,495,447.67	7,194,141.00
US TREASURY N/B NOTES DTD 01/15/2022 1.125% 01/15/2025	91282CDS7	4,000,000.00	AA+	Aaa	02/01/22	02/03/22	3,969,375.00	1.39	17,030.39	3,972,730.39	3,842,500.00
US TREASURY NOTES DTD 04/30/2020 0.375% 04/30/2025	912828ZL7	8,250,000.00	AA+	Aaa	05/02/22	05/03/22	7,649,296.88	2.93	2,690.22	7,665,235.02	7,706,015.63
<b>Security Type Sub-Total</b>		<b>267,205,000.00</b>					<b>268,059,683.81</b>	<b>0.64</b>	<b>353,896.36</b>	<b>267,528,695.24</b>	<b>259,082,383.78</b>

**Managed Account Detail of Securities Held**

For the Month Ending **May 31, 2022**

**CITY OF SANTA ROSA (PFM)**

<b>Security Type/Description</b> <b>Dated Date/Coupon/Maturity</b>	<b>CUSIP</b>	<b>Par</b>	<b>S&amp;P Rating</b>	<b>Moody's Rating</b>	<b>Trade Date</b>	<b>Settle Date</b>	<b>Original Cost</b>	<b>YTM at Cost</b>	<b>Accrued Interest</b>	<b>Amortized Cost</b>	<b>Market Value</b>
<b>Municipal Bond / Note</b>											
CA ST DEPT WTR RES WTR SYS TXBL REV BNDS DTD 08/06/2020 0.349% 12/01/2022	13067WQZ8	850,000.00	AAA	Aa1	07/30/20	08/06/20	850,000.00	0.35	1,483.25	850,000.00	843,327.50
NY ST URBAN DEV CORP TXBL REV BONDS DTD 12/23/2020 0.480% 03/15/2023	650036DR4	1,025,000.00	AA+	NR	12/16/20	12/23/20	1,025,000.00	0.48	1,038.67	1,025,000.00	1,009,584.00
UNIV OF CAL TXBL REV BONDS DTD 07/16/2020 0.628% 05/15/2023	91412HFK4	2,000,000.00	AA	Aa2	07/10/20	07/16/20	2,000,000.00	0.63	558.22	2,000,000.00	1,963,200.00
WI DEPT OF TRANS TXBL REV BONDS DTD 07/30/2020 0.420% 07/01/2023	977123X52	1,865,000.00	AAA	NR	07/10/20	07/30/20	1,865,000.00	0.42	3,263.75	1,865,000.00	1,817,983.35
LOS ANGELES CCD, CA TXBL GO BONDS DTD 11/10/2020 0.444% 08/01/2023	54438CYH9	1,125,000.00	AA+	Aaa	10/30/20	11/10/20	1,125,000.00	0.44	1,665.00	1,125,000.00	1,096,852.50
MD ST TXBL GO BONDS DTD 08/05/2020 0.410% 08/01/2023	574193TP3	2,610,000.00	AAA	Aaa	07/23/20	08/05/20	2,610,000.00	0.41	3,567.00	2,610,000.00	2,549,134.80
CA ST UNIV TXBL REV BONDS DTD 09/17/2020 0.475% 11/01/2023	13077DMJ8	1,150,000.00	AA-	Aa2	08/27/20	09/17/20	1,150,000.00	0.48	455.21	1,150,000.00	1,116,121.00
MS ST TXBL GO BONDS DTD 08/06/2020 0.422% 11/01/2023	605581MY0	1,875,000.00	AA	Aa2	07/24/20	08/06/20	1,875,000.00	0.42	659.38	1,875,000.00	1,816,875.00
NY ST URBAN DEV CORP TXBL REV BONDS DTD 12/23/2020 0.620% 03/15/2024	650036DS2	3,100,000.00	AA+	NR	12/16/20	12/23/20	3,100,000.00	0.62	4,057.56	3,100,000.00	2,971,505.00
<b>CONNECTICUT ST-A-TXBL MUNICIPAL BONDS</b> <b>DTD 06/22/2022 3.292% 06/15/2025</b>	<b>20772KOH5</b>	<b>1,360,000.00</b>	<b>A+</b>	<b>Aa3</b>	<b>05/26/22</b>	<b>06/22/22</b>	<b>1,360,000.00</b>	<b>3.29</b>	<b>0.00</b>	<b>1,360,000.00</b>	<b>1,361,183.20</b>
FL ST BOARD OF ADMIN TXBL REV BONDS DTD 09/16/2020 1.258% 07/01/2025	341271AD6	1,075,000.00	AA	Aa3	09/03/20	09/16/20	1,075,000.00	1.26	5,634.79	1,075,000.00	1,012,725.25
<b>Security Type Sub-Total</b>		<b>18,035,000.00</b>					<b>18,035,000.00</b>	<b>0.75</b>	<b>22,382.83</b>	<b>18,035,000.00</b>	<b>17,558,491.60</b>
<b>Federal Agency Commercial Mortgage-Backed Security</b>											
FHLMC MULTIFAMILY STRUCTURED P DTD 12/01/2012 2.355% 07/01/2022	3137AVXN2	1,000,428.10	AA+	Aaa	06/12/19	06/17/19	1,004,101.54	2.23	1,963.34	1,000,527.38	998,956.01

**Managed Account Detail of Securities Held**

For the Month Ending **May 31, 2022**

**CITY OF SANTA ROSA (PFM)**

<b>Security Type/Description</b> <b>Dated Date/Coupon/Maturity</b>	<b>CUSIP</b>	<b>Par</b>	<b>S&amp;P Rating</b>	<b>Moody's Rating</b>	<b>Trade Date</b>	<b>Settle Date</b>	<b>Original Cost</b>	<b>YTM at Cost</b>	<b>Accrued Interest</b>	<b>Amortized Cost</b>	<b>Market Value</b>
<b>Federal Agency Commercial Mortgage-Backed Security</b>											
FHLMC MULTIFAMILY STRUCTURED P DTD 05/01/2013 2.510% 11/01/2022	3137B1BS0	1,620,159.66	AA+	Aaa	08/13/19	08/16/19	1,646,993.56	1.98	3,388.83	1,623,659.73	1,617,213.27
FNA 2013-M7 A2 DTD 05/01/2013 2.280% 12/01/2022	3136AEGQ4	391,298.86	AA+	Aaa	09/11/19	09/16/19	393,737.07	2.08	743.47	391,679.57	390,597.80
FNA 2013-M7 A2 DTD 05/01/2013 2.280% 12/01/2022	3136AEGQ4	514,206.84	AA+	Aaa	09/04/19	09/09/19	520,943.46	1.86	976.99	515,252.47	513,285.57
FHMS KP05 A DTD 12/01/2018 3.203% 07/01/2023	3137FKK39	45,451.65	AA+	Aaa	12/07/18	12/17/18	45,451.51	3.20	121.32	45,451.62	45,467.63
FHMS KJ27 A1 DTD 11/01/2019 2.092% 07/01/2024	3137FO3V3	134,498.29	AA+	Aaa	11/20/19	11/26/19	134,495.07	2.09	234.48	134,496.83	133,909.55
FHLMC MULTIFAMILY STRUCTURED POOL DTD 11/01/2017 3.064% 08/01/2024	3137FBTA4	2,705,079.74	AA+	Aaa	05/25/22	05/31/22	2,708,672.42	3.00	6,906.97	2,708,667.89	2,698,743.66
FHMS KJ30 A1 DTD 07/01/2020 0.526% 01/01/2025	3137FUZN7	898,546.43	AA+	Aaa	07/23/20	07/30/20	898,529.37	0.53	393.86	898,536.45	872,495.92
FHMS K047 A2 DTD 07/30/2015 3.329% 05/01/2025	3137BKRJ1	2,750,000.00	AA+	Aaa	05/19/22	05/24/22	2,767,617.19	3.10	7,628.96	2,767,617.19	2,766,646.44
<b>Security Type Sub-Total</b>		<b>10,059,669.57</b>					<b>10,120,541.19</b>	<b>2.47</b>	<b>22,358.22</b>	<b>10,085,889.13</b>	<b>10,037,315.85</b>
<b>Federal Agency Bond / Note</b>											
FEDERAL HOME LOAN BANKS NOTES DTD 02/21/2020 1.375% 02/17/2023	3130AJ7E3	2,525,000.00	AA+	Aaa	02/20/20	02/21/20	2,520,354.00	1.44	10,029.86	2,523,889.55	2,516,369.55
FREDDIE MAC NOTES DTD 04/20/2020 0.375% 04/20/2023	3137EAE08	9,250,000.00	AA+	Aaa	04/17/20	04/20/20	9,226,875.00	0.46	3,950.52	9,243,178.65	9,114,617.00
FREDDIE MAC NOTES DTD 05/07/2020 0.375% 05/05/2023	3137EAER6	5,000,000.00	AA+	Aaa	06/02/20	06/03/20	5,010,300.00	0.30	1,354.17	5,003,265.85	4,920,705.00
FREDDIE MAC NOTES DTD 05/07/2020 0.375% 05/05/2023	3137EAER6	6,925,000.00	AA+	Aaa	05/05/20	05/07/20	6,922,091.50	0.39	1,875.52	6,924,100.57	6,815,176.43
FANNIE MAE NOTES DTD 05/22/2020 0.250% 05/22/2023	3135G04O3	5,000,000.00	AA+	Aaa	06/02/20	06/03/20	4,991,250.00	0.31	312.50	4,997,131.81	4,908,820.00

**Managed Account Detail of Securities Held**

For the Month Ending **May 31, 2022**

**CITY OF SANTA ROSA (PFM)**

<b>Security Type/Description Dated Date/Coupon/Maturity</b>	<b>CUSIP</b>	<b>Par</b>	<b>S&amp;P Rating</b>	<b>Moody's Rating</b>	<b>Trade Date</b>	<b>Settle Date</b>	<b>Original Cost</b>	<b>YTM at Cost</b>	<b>Accrued Interest</b>	<b>Amortized Cost</b>	<b>Market Value</b>
<b>Federal Agency Bond / Note</b>											
FANNIE MAE NOTES DTD 05/22/2020 0.250% 05/22/2023	3135G04O3	7,325,000.00	AA+	Aaa	05/20/20	05/22/20	7,302,951.75	0.35	457.81	7,317,851.94	7,191,421.30
FREDDIE MAC NOTES DTD 06/26/2020 0.250% 06/26/2023	3137EAES4	6,950,000.00	AA+	Aaa	06/24/20	06/26/20	6,929,706.00	0.35	7,480.90	6,942,772.00	6,806,086.35
FREDDIE MAC NOTES DTD 06/26/2020 0.250% 06/26/2023	3137EAES4	10,000,000.00	AA+	Aaa	07/27/20	07/27/20	9,987,200.00	0.29	10,763.89	9,995,308.27	9,792,930.00
FANNIE MAE NOTES DTD 07/10/2020 0.250% 07/10/2023	3135G05G4	7,250,000.00	AA+	Aaa	07/08/20	07/10/20	7,234,412.50	0.32	7,098.96	7,244,249.00	7,091,493.25
FANNIE MAE NOTES DTD 07/10/2020 0.250% 07/10/2023	3135G05G4	10,000,000.00	AA+	Aaa	07/27/20	07/27/20	9,987,300.00	0.29	9,791.67	9,995,240.45	9,781,370.00
FANNIE MAE NOTES (CALLABLE) DTD 08/10/2020 0.300% 08/10/2023	3135G05R0	6,850,000.00	AA+	Aaa	08/11/20	08/12/20	6,837,670.00	0.36	6,336.25	6,845,092.82	6,686,202.80
FREDDIE MAC NOTES DTD 08/21/2020 0.250% 08/24/2023	3137EAEV7	8,180,000.00	AA+	Aaa	08/19/20	08/21/20	8,171,656.40	0.28	5,510.14	8,176,588.09	7,978,796.54
FREDDIE MAC NOTES DTD 09/04/2020 0.250% 09/08/2023	3137EAEW5	3,540,000.00	AA+	Aaa	09/02/20	09/04/20	3,540,646.44	0.24	2,040.42	3,540,272.93	3,449,779.56
FREDDIE MAC NOTES DTD 09/04/2020 0.250% 09/08/2023	3137EAEW5	5,610,000.00	AA+	Aaa	09/02/20	09/04/20	5,608,148.70	0.26	3,233.54	5,609,218.38	5,467,023.54
FREDDIE MAC NOTES DTD 12/04/2020 0.250% 12/04/2023	3137EAFA2	7,485,000.00	AA+	Aaa	12/02/20	12/04/20	7,477,589.85	0.28	9,200.31	7,481,271.24	7,247,089.28
<b>Security Type Sub-Total</b>		<b>101,890,000.00</b>					<b>101,748,152.14</b>	<b>0.35</b>	<b>79,436.46</b>	<b>101,839,431.55</b>	<b>99,767,880.60</b>
<b>Corporate Note</b>											
BERKSHIRE HATHAWAY FIN (CALLABLE) NOTES DTD 03/15/2016 2.750% 03/15/2023	084670BR8	965,000.00	AA	Aa2	03/04/20	03/06/20	1,009,216.30	1.20	5,602.36	974,647.19	969,741.05
GENERAL DYNAMICS CORP NOTES DTD 05/11/2018 3.375% 05/15/2023	369550BD9	1,350,000.00	A-	A3	05/08/20	05/12/20	1,444,662.00	1.00	2,025.00	1,378,185.88	1,360,430.10

**Managed Account Detail of Securities Held**

For the Month Ending **May 31, 2022**

**CITY OF SANTA ROSA (PFM)**

<b>Security Type/Description</b> <b>Dated Date/Coupon/Maturity</b>	<b>CUSIP</b>	<b>Par</b>	<b>S&amp;P Rating</b>	<b>Moody's Rating</b>	<b>Trade Date</b>	<b>Settle Date</b>	<b>Original Cost</b>	<b>YTM at Cost</b>	<b>Accrued Interest</b>	<b>Amortized Cost</b>	<b>Market Value</b>
<b>Corporate Note</b>											
PACCAR FINANCIAL CORP CORPORATE NOTES DTD 08/11/2020 0.350% 08/11/2023	69371RQ90	350,000.00	A+	A1	08/04/20	08/11/20	349,541.50	0.39	374.31	349,817.44	339,642.80
TOYOTA MOTOR CREDIT CORP CORPORATE NOTES DTD 05/26/2020 1.350% 08/25/2023	89236THA6	2,750,000.00	A+	A1	05/20/20	05/26/20	2,748,982.50	1.36	9,900.00	2,749,613.93	2,711,783.25
GOLDMAN SACHS GROUP INC CORPORATE NOTES DTD 11/19/2020 0.627% 11/17/2023	38141GXL3	1,325,000.00	BBB+	A2	11/16/20	11/19/20	1,325,000.00	0.63	323.08	1,325,000.00	1,308,240.08
JOHN DEERE CAPITAL CORP CORPORATE NOTES DTD 03/04/2021 0.450% 01/17/2024	24422EVN6	1,815,000.00	A	A2	03/01/21	03/04/21	1,813,711.35	0.48	3,040.13	1,814,269.07	1,750,077.45
IBM CORP NOTES DTD 02/12/2014 3.625% 02/12/2024	459200HU8	650,000.00	A-	A3	11/16/21	11/18/21	687,661.00	0.99	7,134.20	678,661.13	659,031.75
IBM CORP NOTES DTD 02/12/2014 3.625% 02/12/2024	459200HU8	1,450,000.00	A-	A3	10/02/20	10/06/20	1,594,028.50	0.62	15,914.76	1,523,073.28	1,470,147.75
ALPHABET INC CORP NOTES DTD 04/27/2016 3.375% 02/25/2024	02079KAB3	850,000.00	AA+	Aa2	11/29/21	12/01/21	897,897.50	0.82	7,650.00	887,214.48	859,382.30
GOLDMAN SACHS CORP NOTES DTD 03/03/2014 4.000% 03/03/2024	38141GVM3	1,010,000.00	BBB+	A2	01/21/21	01/25/21	1,113,161.40	0.67	9,875.56	1,068,364.04	1,026,452.90
CHARLES SCHWAB CORP NOTES (CALLABLE) DTD 03/18/2021 0.750% 03/18/2024	808513BN4	1,415,000.00	A	A2	03/16/21	03/18/21	1,414,292.50	0.77	2,151.98	1,414,576.53	1,365,905.16
COMCAST CORP (CALLABLE) CORPORATE NOTES DTD 10/05/2018 3.700% 04/15/2024	20030NCRO	375,000.00	A-	A3	12/02/21	12/06/21	397,185.00	1.15	1,772.92	392,453.98	381,259.88
COMCAST CORP (CALLABLE) CORPORATE NOTES DTD 10/05/2018 3.700% 04/15/2024	20030NCRO	600,000.00	A-	A3	05/07/20	05/11/20	657,354.00	1.20	2,836.67	626,675.33	610,015.80

**Managed Account Detail of Securities Held**

For the Month Ending **May 31, 2022**

**CITY OF SANTA ROSA (PFM)**

<b>Security Type/Description</b>	<b>CUSIP</b>	<b>Par</b>	<b>S&amp;P Rating</b>	<b>Moody's Rating</b>	<b>Trade Date</b>	<b>Settle Date</b>	<b>Original Cost</b>	<b>YTM at Cost</b>	<b>Accrued Interest</b>	<b>Amortized Cost</b>	<b>Market Value</b>
<b>Corporate Note</b>											
COMCAST CORP (CALLABLE) CORPORATE NOTES DTD 10/05/2018 3.700% 04/15/2024	20030NCR0	650,000.00	A-	A3	05/07/20	05/11/20	712,055.50	1.20	3,073.06	678,862.00	660,850.45
MORGAN STANLEY CORP NOTES DTD 04/28/2014 3.875% 04/29/2024	61746BDO6	1,000,000.00	A-	A1	04/27/22	04/29/22	1,010,830.00	3.31	3,444.44	1,010,341.09	1,020,061.00
AMAZON.COM INC CORPORATE NOTES DTD 05/12/2021 0.450% 05/12/2024	023135BW5	4,070,000.00	AA	A1	05/10/21	05/12/21	4,064,057.80	0.50	966.63	4,066,145.16	3,902,336.35
CITIGROUP INC (CALLABLE) CORPORATE NOTES DTD 05/14/2020 1.678% 05/15/2024	172967MR9	500,000.00	BBB+	A3	10/02/20	10/06/20	512,355.00	0.98	372.89	504,521.07	493,836.00
CITIGROUP INC (CALLABLE) CORPORATE NOTES DTD 05/14/2020 1.678% 05/15/2024	172967MR9	750,000.00	BBB+	A3	05/07/20	05/14/20	750,000.00	1.68	559.33	750,000.00	740,754.00
UNITEDHEALTH GROUP INC (CALLABLE) CORP N DTD 05/19/2021 0.550% 05/15/2024	91324PEB4	1,590,000.00	A+	A3	05/17/21	05/19/21	1,588,346.40	0.59	388.67	1,588,918.80	1,526,337.99
CATERPILLAR FINL SERVICE CORPORATE NOTES DTD 05/17/2021 0.450% 05/17/2024	14913R2L0	2,375,000.00	A	A2	05/10/21	05/17/21	2,371,817.50	0.50	415.63	2,372,920.92	2,267,072.88
HSBC USA INC CORPORATE NOTES DTD 05/24/2022 3.750% 05/24/2024	40428HTA0	3,875,000.00	A-	A1	05/17/22	05/24/22	3,874,845.00	3.75	2,825.52	3,874,846.70	3,885,354.00
ASTRAZENECA FINANCE LLC (CALLABLE) CORP DTD 05/28/2021 0.700% 05/28/2024	04636NAC7	2,535,000.00	A-	A3	05/25/21	05/28/21	2,534,771.85	0.70	147.88	2,534,848.66	2,429,554.14
HORMEL FOODS CORP NOTES (CALLABLE) DTD 06/03/2021 0.650% 06/03/2024	440452AG5	1,250,000.00	A	A1	02/23/22	02/25/22	1,214,075.00	1.95	4,017.36	1,218,235.19	1,197,082.50
JOHN DEERE CAPITAL CORP CORPORATE NOTES DTD 06/10/2021 0.450% 06/07/2024	24422EVQ9	680,000.00	A	A2	06/07/21	06/10/21	679,150.00	0.49	1,479.00	679,426.85	648,964.80

**Managed Account Detail of Securities Held**

For the Month Ending **May 31, 2022**

**CITY OF SANTA ROSA (PFM)**

<b>Security Type/Description</b> <b>Dated Date/Coupon/Maturity</b>	<b>CUSIP</b>	<b>Par</b>	<b>S&amp;P Rating</b>	<b>Moody's Rating</b>	<b>Trade Date</b>	<b>Settle Date</b>	<b>Original Cost</b>	<b>YTM at Cost</b>	<b>Accrued Interest</b>	<b>Amortized Cost</b>	<b>Market Value</b>
<b>Corporate Note</b>											
TARGET CORP CORPORATE NOTES DTD 06/26/2014 3.500% 07/01/2024	87612EBD7	1,650,000.00	A	A2	11/23/21	11/29/21	1,753,356.00	1.04	24,062.50	1,733,231.66	1,672,723.80
BANK OF AMERICA CORP NOTES DTD 07/23/2018 3.864% 07/23/2024	06051GHL6	600,000.00	A-	A2	09/28/20	10/01/20	650,490.00	1.58	8,243.20	628,778.58	603,834.60
BANK OF AMERICA CORP NOTES DTD 07/23/2018 3.864% 07/23/2024	06051GHL6	1,000,000.00	A-	A2	08/21/20	08/25/20	1,090,500.00	1.47	13,738.67	1,050,254.96	1,006,391.00
BRISTOL MYERS SQUIBB CO CORP NOTES (CALL DTD 01/26/2020 2.900% 07/26/2024	110122CM8	718,000.00	A+	A2	10/05/20	10/07/20	777,371.42	0.69	7,229.86	751,052.13	720,211.44
AMERICAN EXPRESS CO CORP NOTES (CALLABLE DTD 07/30/2019 2.500% 07/30/2024	025816CG2	1,825,000.00	BBB+	A2	11/19/21	11/23/21	1,890,335.00	1.14	15,335.07	1,877,268.00	1,802,724.05
AMERICAN HONDA FINANCE CORPORATE NOTES DTD 09/09/2021 0.750% 08/09/2024	02665WDY4	1,200,000.00	A-	A3	09/07/21	09/09/21	1,199,208.00	0.77	2,800.00	1,199,405.07	1,142,988.00
PACCAR FINANCIAL CORP CORPORATE NOTES DTD 08/09/2021 0.500% 08/09/2024	69371RR40	1,330,000.00	A+	A1	08/03/21	08/09/21	1,329,281.80	0.52	2,068.89	1,329,475.77	1,260,398.44
UNILEVER CAPITAL CORP (CALLABLE) CORPORA DTD 08/12/2021 0.626% 08/12/2024	904764BN6	375,000.00	A+	A1	02/22/22	02/24/22	362,246.25	2.05	710.77	363,620.82	356,356.88
UNILEVER CAPITAL CORP (CALLABLE) CORPORA DTD 08/12/2021 0.626% 08/12/2024	904764BN6	880,000.00	A+	A1	08/09/21	08/12/21	880,000.00	0.63	1,667.94	880,000.00	836,250.80
BMW US CAPITAL LLC CORPORATE NOTES DTD 08/12/2021 0.750% 08/12/2024	05565EBU8	1,035,000.00	A	A2	08/09/21	08/12/21	1,034,906.85	0.75	2,350.31	1,034,931.75	982,444.77
GOLDMAN SACHS GROUP INC CORPORATE NOTES DTD 06/10/2021 0.657% 09/10/2024	38141GYE8	1,275,000.00	BBB+	A2	06/07/21	06/10/21	1,275,000.00	0.66	1,884.77	1,275,000.00	1,232,341.05



**Managed Account Detail of Securities Held**

For the Month Ending **May 31, 2022**

**CITY OF SANTA ROSA (PFM)**

<b>Security Type/Description</b>	<b>CUSIP</b>	<b>Par</b>	<b>S&amp;P Rating</b>	<b>Moody's Rating</b>	<b>Trade Date</b>	<b>Settle Date</b>	<b>Original Cost</b>	<b>YTM at Cost</b>	<b>Accrued Interest</b>	<b>Amortized Cost</b>	<b>Market Value</b>
<b>Corporate Note</b>											
TOYOTA MOTOR CREDIT CORP CORPORATE NOTES DTD 09/13/2021 0.625% 09/13/2024	89236TJN6	1,000,000.00	A+	A1	09/08/21	09/13/21	999,530.00	0.64	1,354.17	999,641.93	951,453.00
NESTLE HOLDINGS INC CORP NOTES (CALLABLE) DTD 09/14/2021 0.606% 09/14/2024	641062AU8	2,730,000.00	AA-	Aa3	09/07/21	09/14/21	2,730,000.00	0.61	3,538.54	2,730,000.00	2,592,020.34
BANK OF AMERICA CORP (CALLABLE) CORPORAT DTD 10/21/2020 0.810% 10/24/2024	06051GJH3	2,275,000.00	A-	A2	10/16/20	10/21/20	2,275,000.00	0.81	1,893.94	2,275,000.00	2,193,343.43
BANK OF NY MELLON CORP (CALLABLE) CORPOR DTD 10/25/2021 0.850% 10/25/2024	06406RAX5	1,200,000.00	A	A1	12/07/21	12/09/21	1,189,128.00	1.17	1,020.00	1,190,927.93	1,141,314.00
COOPERATIEVE RABOBANK UA CORPORATE NOTES DTD 01/12/2022 1.375% 01/10/2025	21688AAS1	2,375,000.00	A+	Aa2	01/19/22	01/24/22	2,356,190.00	1.65	12,608.94	2,358,415.21	2,259,641.50
AMERICAN HONDA FINANCE CORPORATE NOTES DTD 01/13/2022 1.500% 01/13/2025	02665WEA5	2,425,000.00	A-	A3	01/11/22	01/13/22	2,423,084.25	1.53	13,943.75	2,423,327.21	2,324,811.13
ADOBE INC CORP NOTE DTD 02/03/2020 1.900% 02/01/2025	00724PAB5	1,250,000.00	A+	A2	04/27/22	04/29/22	1,215,387.50	2.95	7,916.67	1,216,519.52	1,216,075.00
LINDE INC/CT (CALLABLE) CORPORATE NOTES DTD 02/05/2015 2.650% 02/05/2025	74005PBN3	1,521,000.00	A	A2	03/04/22	03/08/22	1,543,160.97	2.13	12,987.65	1,541,225.02	1,505,971.00
NATIONAL RURAL UTIL COOP CORPORATE NOTES DTD 02/07/2022 1.875% 02/07/2025	63743HFC1	650,000.00	A-	A2	02/22/22	02/24/22	644,007.00	2.20	3,859.38	644,545.76	623,222.60
NATIONAL RURAL UTIL COOP CORPORATE NOTES DTD 02/07/2022 1.875% 02/07/2025	63743HFC1	1,035,000.00	A-	A2	01/31/22	02/07/22	1,034,968.95	1.88	6,145.31	1,034,972.18	992,362.14

**Managed Account Detail of Securities Held**

For the Month Ending **May 31, 2022**

**CITY OF SANTA ROSA (PFM)**

<b>Security Type/Description Dated Date/Coupon/Maturity</b>	<b>CUSIP</b>	<b>Par</b>	<b>S&amp;P Rating</b>	<b>Moody's Rating</b>	<b>Trade Date</b>	<b>Settle Date</b>	<b>Original Cost</b>	<b>YTM at Cost</b>	<b>Accrued Interest</b>	<b>Amortized Cost</b>	<b>Market Value</b>
<b>Corporate Note</b>											
MERCK & CO INC CORP NOTES DTD 02/10/2015 2.750% 02/10/2025	58933YAR6	1,075,000.00	A+	A1	03/08/21	03/10/21	1,144,810.50	1.05	9,115.10	1,121,488.27	1,073,014.48
COMCAST CORP (CALLABLE) NOTE DTD 08/12/2014 3.375% 02/15/2025	20030NBL4	1,250,000.00	A-	A3	04/27/22	04/29/22	1,257,950.00	3.13	12,421.88	1,257,668.21	1,252,240.00
JPMORGAN CHASE & CO CORP NOTES (CALLABLE DTD 02/16/2021 0.563% 02/16/2025	46647PBY1	1,395,000.00	A-	A2	02/09/21	02/16/21	1,395,000.00	0.56	2,290.71	1,395,000.00	1,328,607.77
AMERICAN EXPRESS CO CORP NOTES (CALLABLE DTD 03/04/2022 2.250% 03/04/2025	025816CO0	585,000.00	BBB+	A2	03/01/22	03/04/22	584,409.15	2.29	3,180.94	584,457.13	569,811.65
AMERICAN EXPRESS CO CORP NOTES (CALLABLE DTD 03/04/2022 2.250% 03/04/2025	025816CO0	1,115,000.00	BBB+	A2	03/02/22	03/04/22	1,113,004.15	2.31	6,062.81	1,113,166.22	1,086,051.25
JOHN DEERE CAPITAL CORP CORPORATE NOTES DTD 03/07/2022 2.125% 03/07/2025	24422EWB1	340,000.00	A	A2	03/02/22	03/07/22	339,853.80	2.14	1,685.83	339,865.27	331,513.60
JOHN DEERE CAPITAL CORP CORPORATE NOTES DTD 03/07/2022 2.125% 03/07/2025	24422EWB1	850,000.00	A	A2	03/03/22	03/07/22	851,700.00	2.06	4,214.59	851,566.61	828,784.00
ROCHE HOLDINGS INC (CALLABLE) CORPORATE DTD 03/10/2022 2.132% 03/10/2025	771196BT8	6,200,000.00	AA	Aa3	03/03/22	03/10/22	6,200,000.00	2.13	29,741.40	6,200,000.00	6,039,271.20
ABBOTT LABORATORIES CORP NOTE (CALLABLE) DTD 03/10/2015 2.950% 03/15/2025	002824BB5	1,483,000.00	AA-	A1	03/14/22	03/16/22	1,500,959.13	2.53	9,235.79	1,499,583.16	1,484,616.47
BURLINGTN NORTH SANTA FE CORP NOTES (CAL DTD 03/09/2015 3.000% 04/01/2025	12189LAV3	1,050,000.00	AA-	A3	03/17/21	03/19/21	1,129,726.50	1.07	5,250.00	1,104,437.53	1,045,124.85

**Managed Account Detail of Securities Held**

For the Month Ending **May 31, 2022**

**CITY OF SANTA ROSA (PFM)**

<b>Security Type/Description</b> <b>Dated Date/Coupon/Maturity</b>	<b>CUSIP</b>	<b>Par</b>	<b>S&amp;P Rating</b>	<b>Moody's Rating</b>	<b>Trade Date</b>	<b>Settle Date</b>	<b>Original Cost</b>	<b>YTM at Cost</b>	<b>Accrued Interest</b>	<b>Amortized Cost</b>	<b>Market Value</b>
<b>Corporate Note</b>											
BMW US CAPITAL LLC CORP NOTES (CALLABLE) DTD 04/01/2022 3.250% 04/01/2025	05565EBZ7	1,170,000.00	A	A2	03/28/22	04/01/22	1,168,900.20	3.28	6,337.50	1,168,961.41	1,165,740.03
PACCAR FINANCIAL CORP CORPORATE NOTES DTD 04/07/2022 2.850% 04/07/2025	69371RR73	2,400,000.00	A+	A1	03/31/22	04/07/22	2,399,376.00	2.86	10,260.00	2,399,407.31	2,382,648.00
AMAZON.COM INC CORPORATE NOTES DTD 04/13/2022 3.000% 04/13/2025	023135CE4	3,500,000.00	AA	A1	04/11/22	04/13/22	3,494,435.00	3.06	14,000.00	3,494,683.80	3,510,608.50
HOME DEPOT INC (CALLABLE) CORPORATE NOTE DTD 03/28/2022 2.700% 04/15/2025	437076CM2	375,000.00	A	A2	03/24/22	03/28/22	374,343.75	2.76	1,771.88	374,382.04	373,401.00
BANK OF NY MELLON (CALLABLE) CORP NOTES DTD 04/24/2020 1.600% 04/24/2025	06406RAN7	1,000,000.00	A	A1	03/04/21	03/08/21	1,028,460.00	0.90	1,644.44	1,019,789.05	955,397.00
BANK OF NY MELLON (CALLABLE) CORP NOTES DTD 04/24/2020 1.600% 04/24/2025	06406RAN7	1,250,000.00	A	A1	03/10/22	03/14/22	1,219,887.50	2.41	2,055.56	1,221,979.75	1,194,246.25
BANK OF NY MELLON CORP (CALLABLE) CORP N DTD 04/26/2022 3.350% 04/25/2025	06406RBC0	2,350,000.00	A	A1	04/19/22	04/26/22	2,349,671.00	3.36	7,653.82	2,349,681.82	2,354,232.35
CINTAS CORPORATION NO. 2 CORP NOTE (CALL) DTD 05/03/2022 3.450% 05/01/2025	17252MAP5	165,000.00	A-	A3	05/03/22	05/05/22	164,531.40	3.55	442.75	164,542.99	166,376.76
CINTAS CORPORATION NO. 2 CORP NOTE (CALL) DTD 05/03/2022 3.450% 05/01/2025	17252MAP5	560,000.00	A-	A3	05/02/22	05/04/22	558,359.20	3.55	1,502.67	558,401.23	564,672.64
CINTAS CORPORATION NO. 2 CORP NOTE (CALL) DTD 05/03/2022 3.450% 05/01/2025	17252MAP5	1,075,000.00	A-	A3	04/26/22	05/03/22	1,074,763.50	3.46	2,884.58	1,074,769.77	1,083,969.80

**Managed Account Detail of Securities Held**

For the Month Ending **May 31, 2022**

**CITY OF SANTA ROSA (PFM)**

<b>Security Type/Description</b> <b>Dated Date/Coupon/Maturity</b>	<b>CUSIP</b>	<b>Par</b>	<b>S&amp;P Rating</b>	<b>Moody's Rating</b>	<b>Trade Date</b>	<b>Settle Date</b>	<b>Original Cost</b>	<b>YTM at Cost</b>	<b>Accrued Interest</b>	<b>Amortized Cost</b>	<b>Market Value</b>
<b>Corporate Note</b>											
CITIGROUP INC CORPORATE NOTES DTD 05/04/2021 0.981% 05/01/2025	172967MX6	1,145,000.00	BBB+	A3	04/27/21	05/04/21	1,145,000.00	0.98	936.04	1,145,000.00	1,086,382.87
CITIGROUP INC CORPORATE NOTES DTD 05/04/2021 0.981% 05/01/2025	172967MX6	1,350,000.00	BBB+	A3	04/28/21	05/04/21	1,353,537.00	0.91	1,103.62	1,352,583.61	1,280,888.10
USAA CAPITAL CORP CORPORATE NOTES DTD 05/26/2022 3.375% 05/01/2025	90327QD89	2,595,000.00	AA	Aa1	05/23/22	05/26/22	2,586,514.35	3.49	1,216.41	2,586,561.89	2,596,141.80
CATERPILLAR FINL SERVICE CORPORATE NOTES DTD 05/13/2022 3.400% 05/13/2025	14913R2V8	395,000.00	A	A2	05/10/22	05/13/22	394,960.50	3.40	671.50	394,961.18	398,027.28
CATERPILLAR FINL SERVICE CORPORATE NOTES DTD 05/13/2022 3.400% 05/13/2025	14913R2V8	1,180,000.00	A	A2	05/10/22	05/13/22	1,178,501.40	3.44	2,006.00	1,178,527.38	1,189,043.52
GENERAL DYNAMICS CORP (CALLABLE) CORP NO DTD 05/11/2018 3.500% 05/15/2025	369550BG2	400,000.00	A-	A3	05/13/22	05/17/22	401,896.00	3.33	622.22	401,868.47	402,684.80
GENERAL DYNAMICS CORP (CALLABLE) CORP NO DTD 05/11/2018 3.500% 05/15/2025	369550BG2	1,600,000.00	A-	A3	03/04/22	03/08/22	1,662,240.00	2.23	2,488.89	1,657,443.63	1,610,739.20
HERSHEY CO CORP NOTES (CALLABLE) DTD 06/01/2020 0.900% 06/01/2025	427866BF4	500,000.00	A	A1	02/23/22	02/25/22	479,860.00	2.18	2,250.00	481,482.01	470,283.00
HERSHEY CO CORP NOTES (CALLABLE) DTD 06/01/2020 0.900% 06/01/2025	427866BF4	750,000.00	A	A1	02/23/22	02/25/22	720,112.50	2.17	3,375.00	722,519.55	705,424.50
HONEYWELL INTL CORP NOTES (CALLABLE) DTD 05/18/2020 1.350% 06/01/2025	438516CB0	1,700,000.00	A	A2	03/04/22	03/08/22	1,661,257.00	2.08	11,475.00	1,664,045.45	1,620,739.20
JPMORGAN CHASE & CO CORPORATE NOTES DTD 06/01/2021 0.824% 06/01/2025	46647PCH7	3,140,000.00	A-	A2	05/24/21	06/01/21	3,140,000.00	0.82	12,936.80	3,140,000.00	2,980,017.00
TRUIST FINANCIAL CORP NOTES (CALLABLE) DTD 06/05/2018 3.700% 06/05/2025	05531FBE2	2,300,000.00	A-	A3	02/07/22	02/09/22	2,418,312.00	2.09	41,604.44	2,407,091.90	2,311,762.20

**Managed Account Detail of Securities Held**

For the Month Ending **May 31, 2022**

**CITY OF SANTA ROSA (PFM)**

<b>Security Type/Description</b> <b>Dated Date/Coupon/Maturity</b>	<b>CUSIP</b>	<b>Par</b>	<b>S&amp;P Rating</b>	<b>Moody's Rating</b>	<b>Trade Date</b>	<b>Settle Date</b>	<b>Original Cost</b>	<b>YTM at Cost</b>	<b>Accrued Interest</b>	<b>Amortized Cost</b>	<b>Market Value</b>
<b>Corporate Note</b>											
<b>NATIONAL AUSTRALIA BK/NY CORPORATE NOTES</b> <b>DTD 06/09/2022 3.500% 06/09/2025</b>	<b>63254ABD9</b>	<b>2,765,000.00</b>	<b>NR</b>	<b>NR</b>	<b>05/31/22</b>	<b>06/09/22</b>	<b>2,765,000.00</b>	<b>3.50</b>	<b>0.00</b>	<b>2,765,000.00</b>	<b>2,765,000.00</b>
NATIONAL RURAL UTIL COOP CORPORATE NOTES DTD 05/04/2022 3.450% 06/15/2025	63743HFE7	470,000.00	A-	A2	04/27/22	05/04/22	469,873.10	3.46	1,216.13	469,876.22	469,624.94
NATIONAL RURAL UTIL COOP CORPORATE NOTES DTD 05/04/2022 3.450% 06/15/2025	63743HFE7	530,000.00	A-	A2	05/02/22	05/04/22	527,175.10	3.63	1,371.38	527,244.61	529,577.06
JP MORGAN CHASE CORP NOTES (CALLABLE) DTD 07/21/2015 3.900% 07/15/2025	46625HMN7	2,300,000.00	A-	A2	03/10/22	03/14/22	2,371,829.00	2.91	33,886.67	2,366,798.42	2,340,185.60
BANK OF AMERICA CORP NOTES DTD 07/30/2015 3.875% 08/01/2025	06051GFS3	2,300,000.00	A-	A2	03/10/22	03/14/22	2,375,854.00	2.84	29,708.33	2,371,005.73	2,340,231.60
AUTOMATIC DATA PROCESSNG CORP NOTES (CA) DTD 09/15/2015 3.375% 09/15/2025	053015AE3	1,200,000.00	AA-	Aa3	03/07/22	03/09/22	1,250,592.00	2.12	8,550.00	1,247,032.76	1,214,907.60
BRISTOL-MYERS SQUIBB CO CORPORATE NOTES DTD 11/13/2020 0.750% 11/13/2025	110122DN5	1,200,000.00	A+	A2	02/22/22	02/24/22	1,136,976.00	2.23	450.00	1,141,477.71	1,102,863.60
STATE STREET CORP (CALLABLE) CORPORATE N DTD 02/07/2022 1.746% 02/06/2026	857477BR3	1,080,000.00	A	A1	02/02/22	02/07/22	1,080,000.00	1.75	5,971.32	1,080,000.00	1,034,436.96
MORGAN STANLEY CORP NOTES (CALLABLE) DTD 02/18/2022 2.630% 02/18/2026	61747YEM3	2,825,000.00	A-	A1	02/16/22	02/18/22	2,825,000.00	2.63	21,257.34	2,825,000.00	2,737,148.15
STATE STREET CORP NOTES (CALLABLE) DTD 10/29/2020 2.901% 03/30/2026	857477BM4	1,045,000.00	A	A1	02/17/22	02/22/22	1,066,035.85	2.38	5,136.78	1,064,196.14	1,024,725.96
STATE STREET CORP NOTES (CALLABLE) DTD 10/29/2020 2.901% 03/30/2026	857477BM4	1,425,000.00	A	A1	02/17/22	02/22/22	1,454,811.00	2.36	7,004.71	1,452,203.85	1,397,353.57

**Managed Account Detail of Securities Held**

For the Month Ending **May 31, 2022**

**CITY OF SANTA ROSA (PFM)**

<b>Security Type/Description</b> <b>Dated Date/Coupon/Maturity</b>	<b>CUSIP</b>	<b>Par</b>	<b>S&amp;P Rating</b>	<b>Moody's Rating</b>	<b>Trade Date</b>	<b>Settle Date</b>	<b>Original Cost</b>	<b>YTM at Cost</b>	<b>Accrued Interest</b>	<b>Amortized Cost</b>	<b>Market Value</b>
<b>Security Type Sub-Total</b>		<b>125,912,000.00</b>					<b>127,233,627.17</b>	<b>1.84</b>	<b>558,642.54</b>	<b>126,734,964.30</b>	<b>123,399,709.46</b>
<b>Commercial Paper</b>											
MUFG BANK LTD/NY COMM PAPER DTD 01/18/2022 0.000% 06/22/2022	62479MFN8	1,375,000.00	A-1	P-1	05/27/22	05/27/22	1,374,076.46	0.93	0.00	1,374,254.06	1,374,070.50
<b>Security Type Sub-Total</b>		<b>1,375,000.00</b>					<b>1,374,076.46</b>	<b>0.93</b>	<b>0.00</b>	<b>1,374,254.06</b>	<b>1,374,070.50</b>
<b>Certificate of Deposit</b>											
DNB BANK ASA/NY LT CD DTD 12/06/2019 2.040% 12/02/2022	23341VZT1	3,300,000.00	A-1+	P-1	12/04/19	12/06/19	3,300,000.00	2.03	33,847.00	3,300,000.00	3,298,749.30
CREDIT SUISSE NEW YORK CERT DEPOS DTD 03/23/2021 0.590% 03/17/2023	22552G3C2	3,425,000.00	A-1	P-1	03/19/21	03/23/21	3,425,000.00	0.59	4,266.03	3,425,000.00	3,372,111.15
<b>Security Type Sub-Total</b>		<b>6,725,000.00</b>					<b>6,725,000.00</b>	<b>1.30</b>	<b>38,113.03</b>	<b>6,725,000.00</b>	<b>6,670,860.45</b>
<b>Bank Note</b>											
PNC BANK NA CORP NOTES DTD 06/08/2018 3.500% 06/08/2023	69353RFL7	1,550,000.00	A	A2	03/06/20	03/10/20	1,658,748.00	1.28	26,070.14	1,550,000.00	1,566,676.45
<b>Security Type Sub-Total</b>		<b>1,550,000.00</b>					<b>1,658,748.00</b>	<b>1.28</b>	<b>26,070.14</b>	<b>1,550,000.00</b>	<b>1,566,676.45</b>
<b>Managed Account Sub-Total</b>		<b>532,751,669.57</b>					<b>534,954,828.77</b>	<b>0.92</b>	<b>1,100,899.58</b>	<b>533,873,234.28</b>	<b>519,457,388.69</b>
<b>Securities Sub-Total</b>		<b>\$532,751,669.57</b>					<b>\$534,954,828.77</b>	<b>0.92%</b>	<b>\$1,100,899.58</b>	<b>\$533,873,234.28</b>	<b>\$519,457,388.69</b>
<b>Accrued Interest</b>											<b>\$1,100,899.58</b>
<b>Total Investments</b>											<b>\$520,558,288.27</b>

Bolded items are forward settling trades.

**Managed Account Detail of Securities Held**

For the Month Ending **May 31, 2022**

**CITY OF SANTA ROSA**

<b>Security Type/Description</b> <b>Dated Date/Coupon/Maturity</b>	<b>CUSIP</b>	<b>Par</b>	<b>S&amp;P Rating</b>	<b>Moody's Rating</b>	<b>Trade Date</b>	<b>Settle Date</b>	<b>Original Cost</b>	<b>YTM at Cost</b>	<b>Accrued Interest</b>	<b>Amortized Cost</b>	<b>Market Value</b>
<b>Certificate of Deposit - FDIC Insured</b>											
CHASE BANK FDIC CD DTD 10/01/2021 0.050% 09/30/2022	RE1061895	196,268.56	NR	NR	10/01/21	10/01/21	196,268.56	0.05	66.24	196,268.56	194,887.97
COMM FIRST CREDIT UNION DTD 12/23/2021 0.499% 12/23/2022	RE1328055	247,247.62	NR	NR	12/23/21	12/23/21	247,247.62	0.50	548.34	247,247.62	244,283.09
<b>Security Type Sub-Total</b>		<b>443,516.18</b>					<b>443,516.18</b>	<b>0.30</b>	<b>614.58</b>	<b>443,516.18</b>	<b>439,171.06</b>
<b>Managed Account Sub-Total</b>		<b>443,516.18</b>					<b>443,516.18</b>	<b>0.30</b>	<b>614.58</b>	<b>443,516.18</b>	<b>439,171.06</b>
<b>Securities Sub-Total</b>		<b>\$443,516.18</b>					<b>\$443,516.18</b>	<b>0.30%</b>	<b>\$614.58</b>	<b>\$443,516.18</b>	<b>\$439,171.06</b>
<b>Accrued Interest</b>											<b>\$614.58</b>
<b>Total Investments</b>											<b>\$439,785.64</b>

**Managed Account Detail of Securities Held**

For the Month Ending **May 31, 2022**

SANTA ROSA WSTWTR REV BDS COM RES

Security Type/Description Dated Date/Coupon/Maturity	CUSIP	Par	S&P Rating	Moody's Rating	Trade Date	Settle Date	Original Cost	YTM at Cost	Accrued Interest	Amortized Cost	Market Value
<b>U.S. Treasury Bond / Note</b>											
US TREASURY N/B NOTES DTD 08/31/2021 0.125% 08/31/2023	91282CCU3	4,420,000.00	AA+	Aaa	11/17/21	11/18/21	4,392,029.69	0.48	1,396.26	4,400,407.89	4,303,975.00
<b>Security Type Sub-Total</b>		<b>4,420,000.00</b>					<b>4,392,029.69</b>	<b>0.48</b>	<b>1,396.26</b>	<b>4,400,407.89</b>	<b>4,303,975.00</b>
<b>Federal Agency Bond / Note</b>											
FREDDIE MAC NOTES DTD 02/14/2020 1.500% 02/12/2025	3137EAEP0	2,550,000.00	AA+	Aaa	06/24/20	06/25/20	2,666,739.00	0.50	11,581.25	2,618,057.53	2,467,232.10
<b>Security Type Sub-Total</b>		<b>2,550,000.00</b>					<b>2,666,739.00</b>	<b>0.50</b>	<b>11,581.25</b>	<b>2,618,057.53</b>	<b>2,467,232.10</b>
<b>Managed Account Sub-Total</b>		<b>6,970,000.00</b>					<b>7,058,768.69</b>	<b>0.49</b>	<b>12,977.51</b>	<b>7,018,465.42</b>	<b>6,771,207.10</b>
<b>Securities Sub-Total</b>		<b>\$6,970,000.00</b>					<b>\$7,058,768.69</b>	<b>0.49%</b>	<b>\$12,977.51</b>	<b>\$7,018,465.42</b>	<b>\$6,771,207.10</b>
<b>Accrued Interest</b>											<b>\$12,977.51</b>
<b>Total Investments</b>											<b>\$6,784,184.61</b>



**Managed Account Detail of Securities Held**

For the Month Ending **May 31, 2022**

**SANTA ROSA 2020 SUB REG BD PROCEED**

<b>Security Type/Description</b> <b>Dated Date/Coupon/Maturity</b>	<b>CUSIP</b>	<b>Par</b>	<b>S&amp;P Rating</b>	<b>Moody's Rating</b>	<b>Trade Date</b>	<b>Settle Date</b>	<b>Original Cost</b>	<b>YTM at Cost</b>	<b>Accrued Interest</b>	<b>Amortized Cost</b>	<b>Market Value</b>
<b>U.S. Treasury Bond / Note</b>											
US TREASURY NOTES DTD 10/31/2020 0.125% 10/31/2022	91282CAR2	4,485,000.00	AA+	Aaa	01/13/21	01/14/21	4,483,598.44	0.14	487.50	4,484,674.75	4,459,771.88
US TREASURY NOTES DTD 03/31/2016 1.500% 03/31/2023	912828Q29	7,645,000.00	AA+	Aaa	01/13/21	01/14/21	7,870,766.41	0.16	19,425.82	7,729,872.48	7,615,137.10
US TREASURY N/B NOTES DTD 07/31/2021 0.125% 07/31/2023	91282CCN9	2,120,000.00	AA+	Aaa	01/10/22	01/11/22	2,099,545.31	0.75	885.77	2,104,640.91	2,069,318.86
US TREASURY NOTES DTD 09/30/2021 0.250% 09/30/2023	91282CDA6	920,000.00	AA+	Aaa	09/27/21	09/30/21	919,010.16	0.30	389.62	919,341.01	895,850.00
US TREASURY NOTES DTD 10/01/2018 2.875% 09/30/2023	9128285D8	3,900,000.00	AA+	Aaa	07/14/21	07/15/21	4,123,945.31	0.27	18,993.85	4,034,866.69	3,930,468.75
US TREASURY NOTES DTD 12/31/2018 2.625% 12/31/2023	9128285U0	1,525,000.00	AA+	Aaa	05/05/21	05/06/21	1,620,491.21	0.25	16,808.70	1,581,959.67	1,530,956.96
US TREASURY NOTES DTD 01/03/2017 2.250% 12/31/2023	912828V23	3,290,000.00	AA+	Aaa	07/14/21	07/15/21	3,445,889.45	0.31	31,082.32	3,390,227.03	3,282,803.13
US TREASURY NOTES DTD 03/31/2017 2.125% 03/31/2024	912828W71	2,190,000.00	AA+	Aaa	07/14/21	07/15/21	2,293,597.27	0.37	7,883.40	2,260,006.64	2,175,970.42
US TREASURY NOTES DTD 06/30/2019 1.750% 06/30/2024	9128286Z8	500,000.00	AA+	Aaa	07/23/21	07/26/21	520,292.97	0.36	3,674.03	514,413.70	491,796.90
US TREASURY NOTES DTD 06/30/2017 2.000% 06/30/2024	912828XX3	1,320,000.00	AA+	Aaa	07/14/21	07/15/21	1,381,307.81	0.42	11,085.08	1,363,102.62	1,305,150.00
US TREASURY NOTES DTD 10/02/2017 2.125% 09/30/2024	9128282Y5	1,090,000.00	AA+	Aaa	07/14/21	07/15/21	1,147,608.20	0.46	3,923.70	1,131,843.30	1,077,737.50
US TREASURY NOTES DTD 10/02/2017 2.125% 09/30/2024	9128282Y5	1,330,000.00	AA+	Aaa	09/02/21	09/03/21	1,399,201.56	0.42	4,787.64	1,382,501.98	1,315,037.50
<b>Security Type Sub-Total</b>		<b>30,315,000.00</b>					<b>31,305,254.10</b>	<b>0.29</b>	<b>119,427.43</b>	<b>30,897,450.78</b>	<b>30,149,999.00</b>
<b>Federal Agency Bond / Note</b>											
FREDDIE MAC NOTES DTD 06/26/2020 0.250% 06/26/2023	3137EAES4	825,000.00	AA+	Aaa	01/11/21	01/12/21	826,493.25	0.18	888.02	825,650.69	807,916.73

**Managed Account Detail of Securities Held**

For the Month Ending **May 31, 2022**

**SANTA ROSA 2020 SUB REG BD PROCEED**

<b>Security Type/Description</b> <b>Dated Date/Coupon/Maturity</b>	<b>CUSIP</b>	<b>Par</b>	<b>S&amp;P Rating</b>	<b>Moody's Rating</b>	<b>Trade Date</b>	<b>Settle Date</b>	<b>Original Cost</b>	<b>YTM at Cost</b>	<b>Accrued Interest</b>	<b>Amortized Cost</b>	<b>Market Value</b>
<b>Federal Agency Bond / Note</b>											
FEDERAL HOME LOAN BANK NOTES DTD 10/17/2014 2.375% 09/08/2023	3130A3DL5	3,380,000.00	AA+	Aaa	05/25/22	05/26/22	3,385,948.80	2.23	18,507.85	3,385,872.86	3,383,163.68
FANNIE MAE NOTES DTD 09/14/2018 2.875% 09/12/2023	3135G0U43	1,170,000.00	AA+	Aaa	01/11/21	01/12/21	1,252,906.20	0.21	7,381.56	1,209,876.77	1,178,441.55

**Security Type Sub-Total** **5,375,000.00** **5,465,348.25** **1.48** **26,777.43** **5,421,400.32** **5,369,521.96**

<b>Corporate Note</b>											
GOLDMAN SACHS GROUP CORP NT (CALLED, OMD DTD 06/05/2017 2.908% 06/05/2022	38141GWJ9	505,000.00	BBB+	A2	01/11/21	01/13/21	522,377.05	0.43	7,179.53	505,136.83	504,992.93
MORGAN STANLEY CORP NOTES DTD 01/23/2018 3.125% 01/23/2023	61744YAN8	490,000.00	A-	A1	01/13/21	01/15/21	516,999.00	0.39	5,444.44	498,633.83	493,042.90
JPMORGAN CHASE & CO CORP NOTES DTD 01/25/2013 3.200% 01/25/2023	46625HJH4	490,000.00	A-	A2	01/13/21	01/15/21	518,542.50	0.32	5,488.00	499,179.89	493,664.22
CITIGROUP INC CORP NOTES DTD 02/20/2013 3.375% 03/01/2023	172967GL9	485,000.00	BBB+	A3	01/13/21	01/15/21	515,879.95	0.37	4,092.19	495,877.71	489,213.20
PACCAR FINANCIAL CORP CORPORATE NOTES DTD 04/07/2020 2.650% 04/06/2023	69371RO74	495,000.00	A+	A1	01/11/21	01/13/21	521,056.80	0.28	2,004.06	504,903.51	498,315.51
STATE STREET CORP DTD 05/15/2013 3.100% 05/15/2023	857477AL7	490,000.00	A-	A2	01/11/21	01/13/21	521,453.10	0.34	675.11	502,847.04	492,981.65
IBM CORP CORPORATE NOTES DTD 08/01/2013 3.375% 08/01/2023	459200HP9	480,000.00	A-	A3	01/11/21	01/13/21	517,200.00	0.32	5,400.00	497,040.00	483,939.36
CATERPILLAR FINL SERVICE CORPORATE NOTES DTD 09/14/2020 0.450% 09/14/2023	14913R2F3	525,000.00	A	A2	01/11/21	01/13/21	526,701.00	0.33	505.31	525,820.81	511,246.05
TOYOTA MOTOR CREDIT CORP CORP NOTES DTD 09/20/2018 3.450% 09/20/2023	89236TFN0	485,000.00	A+	A1	01/04/21	01/06/21	525,764.25	0.33	3,300.02	504,659.35	489,880.56

**Managed Account Detail of Securities Held**

For the Month Ending **May 31, 2022**

**SANTA ROSA 2020 SUB REG BD PROCEED**

<b>Security Type/Description</b> <b>Dated Date/Coupon/Maturity</b>	<b>CUSIP</b>	<b>Par</b>	<b>S&amp;P Rating</b>	<b>Moody's Rating</b>	<b>Trade Date</b>	<b>Settle Date</b>	<b>Original Cost</b>	<b>YTM at Cost</b>	<b>Accrued Interest</b>	<b>Amortized Cost</b>	<b>Market Value</b>
<b>Corporate Note</b>											
AMERICAN EXPRESS CO CORPORATE NOTES DTD 11/04/2021 0.750% 11/03/2023	025816CK3	490,000.00	BBB+	A2	05/25/22	05/27/22	477,990.10	2.50	285.83	478,104.48	477,175.23
BRISTOL MYERS SQUIBB CO CORP NOTES (CALL DTD 01/26/2020 2.900% 07/26/2024	110122CM8	465,000.00	A+	A2	07/23/21	07/27/21	496,252.65	0.63	4,682.29	487,184.98	466,432.20
HONEYWELL INTERNATIONAL (CALLABLE) NOTE DTD 08/08/2019 2.300% 08/15/2024	438516BW5	465,000.00	A	A2	07/23/21	07/27/21	488,873.10	0.60	3,149.08	482,067.95	460,366.28
UNITED PARCEL SERVICE DTD 08/16/2019 2.200% 09/01/2024	911312BT2	470,000.00	A	A2	09/02/21	09/03/21	492,282.70	0.60	2,585.00	486,762.95	461,945.14
AMERICAN HONDA FINANCE DTD 09/10/2019 2.150% 09/10/2024	02665WDD0	470,000.00	A-	A3	07/23/21	07/27/21	491,389.70	0.67	2,273.63	485,597.05	460,400.72
<b>Security Type Sub-Total</b>		<b>6,805,000.00</b>					<b>7,132,761.90</b>	<b>0.57</b>	<b>47,064.49</b>	<b>6,953,816.38</b>	<b>6,783,595.95</b>

<b>Commercial Paper</b>											
LMA AMERICAS LLC COMM PAPER DTD 02/01/2022 0.000% 07/28/2022	53944RGU6	700,000.00	A-1	P-1	02/03/22	02/04/22	697,970.00	0.60	0.00	699,335.00	698,432.70
MUFG BANK LTD/NY COMM PAPER DTD 11/04/2021 0.000% 08/01/2022	62479MH14	1,575,000.00	A-1	P-1	11/09/21	11/10/21	1,571,881.50	0.27	0.00	1,574,279.44	1,571,407.43
ING (US) FUNDING LLC COMM PAPER DTD 01/18/2022 0.000% 10/14/2022	4497W1KE5	1,960,000.00	A-1	P-1	01/18/22	01/19/22	1,951,391.24	0.59	0.00	1,955,663.50	1,947,118.88
CITIGROUP GLOBAL MARKETS COMM PAPER DTD 05/05/2022 0.000% 01/30/2023	17327BNW1	1,450,000.00	A-1	P-1	05/05/22	05/06/22	1,425,405.18	2.31	0.00	1,427,782.37	1,427,871.55
BARCLAYS CAPITAL INC COMM PAPER DTD 05/26/2022 0.000% 02/01/2023	06743VP12	1,950,000.00	A-1	NR	05/26/22	05/27/22	1,917,229.17	2.46	0.00	1,917,884.59	1,917,821.10
<b>Security Type Sub-Total</b>		<b>7,635,000.00</b>					<b>7,563,877.09</b>	<b>1.32</b>	<b>0.00</b>	<b>7,574,944.90</b>	<b>7,562,651.66</b>

<b>Certificate of Deposit</b>											
-------------------------------	--	--	--	--	--	--	--	--	--	--	--

**Managed Account Detail of Securities Held**

For the Month Ending **May 31, 2022**

**SANTA ROSA 2020 SUB REG BD PROCEED**

<b>Security Type/Description Dated Date/Coupon/Maturity</b>	<b>CUSIP</b>	<b>Par</b>	<b>S&amp;P Rating</b>	<b>Moody's Rating</b>	<b>Trade Date</b>	<b>Settle Date</b>	<b>Original Cost</b>	<b>YTM at Cost</b>	<b>Accrued Interest</b>	<b>Amortized Cost</b>	<b>Market Value</b>
<b>Certificate of Deposit</b>											
BANK OF NOVA SCOTIA HOUS CERT DEPOS DTD 06/23/2021 0.200% 06/23/2022	06417MQL2	3,400,000.00	A-1	P-1	06/23/21	06/24/21	3,399,999.96	0.20	6,478.89	3,400,000.00	3,398,368.00
SVENSKA HANDELSBANKEN NY CERT DEPOS DTD 09/21/2021 0.000% 09/20/2022	86959RTD2	1,970,000.00	A-1+	P-1	09/29/21	10/01/21	1,969,999.78	0.00	0.00	1,969,999.93	1,956,970.92
BANK OF MONTREAL CHICAGO CERT DEPOS DTD 09/27/2021 0.210% 09/27/2022	06367CLU9	1,180,000.00	A-1	P-1	09/27/21	09/27/21	1,180,000.00	0.21	1,700.18	1,180,000.00	1,172,512.91
CREDIT SUISSE NEW YORK CERT DEPOS DTD 02/04/2022 1.100% 02/03/2023	22552G6R6	1,400,000.00	A-1	P-1	02/03/22	02/04/22	1,400,000.00	1.10	5,005.00	1,400,000.00	1,385,512.37
CANADIAN IMP BK COMM NY CERT DEPOS DTD 02/11/2022 1.350% 02/13/2023	13606KDM5	500,000.00	A-1	P-1	05/04/22	05/05/22	495,713.87	2.45	2,062.50	496,121.35	496,301.00
TORONTO DOMINION BANK NY CERT DEPOS DTD 04/26/2022 2.500% 03/31/2023	89114WVS1	3,220,000.00	A-1+	P-1	04/25/22	04/26/22	3,220,000.00	2.50	8,050.00	3,220,000.00	3,206,017.61
SUMITOMO MITSUI BANK NY CERT DEPOS DTD 04/26/2022 2.700% 04/26/2023	86565FKG6	1,300,000.00	A-1	P-1	04/26/22	04/27/22	1,300,000.00	2.70	3,510.00	1,300,000.00	1,296,197.46
<b>Security Type Sub-Total</b>		<b>12,970,000.00</b>					<b>12,965,713.61</b>	<b>1.18</b>	<b>26,806.57</b>	<b>12,966,121.28</b>	<b>12,911,880.27</b>
<b>Bank Note</b>											
PNC BANK NA CORP NOTE (CALLABLE) DTD 10/22/2012 2.700% 11/01/2022	69349LAG3	500,000.00	A-	A3	01/13/21	01/15/21	520,445.00	0.41	1,125.00	503,997.26	501,107.50
SUNTRUST BANKS INC CALLABLE BANK NOTE DTD 05/01/2013 2.750% 05/01/2023	86787EAN7	495,000.00	A	A2	01/11/21	01/13/21	521,433.00	0.41	1,134.38	504,945.09	496,157.31
<b>Security Type Sub-Total</b>		<b>995,000.00</b>					<b>1,041,878.00</b>	<b>0.41</b>	<b>2,259.38</b>	<b>1,008,942.35</b>	<b>997,264.81</b>
<b>Managed Account Sub-Total</b>		<b>64,095,000.00</b>					<b>65,474,832.95</b>	<b>0.72</b>	<b>222,335.30</b>	<b>64,822,676.01</b>	<b>63,774,913.65</b>

**Managed Account Detail of Securities Held**

For the Month Ending **May 31, 2022**

SANTA ROSA 2020 SUB REG BD PROCEED

<b>Securities Sub-Total</b>	<b>\$64,095,000.00</b>	<b>\$65,474,832.95</b>	<b>0.75%</b>	<b>\$222,335.30</b>	<b>\$64,822,676.01</b>	<b>\$63,774,913.65</b>
<b>Accrued Interest</b>						<b>\$222,335.30</b>
<b>Total Investments</b>						<b>\$63,997,248.95</b>

# Disclaimer

Investment advisory services are provided by PFM Asset Management LLC (“PFMAM”), an investment adviser registered with the U.S. Securities and Exchange Commission and a subsidiary of U.S. Bancorp Asset Management, Inc. (“USBAM”). USBAM is a subsidiary of U.S. Bank National Association (“U.S. Bank”). U.S. Bank is a separate entity and subsidiary of U.S. Bancorp. U.S. Bank is not responsible for and does not guarantee the products, services or performance of PFMAM. The information contained is not an offer to purchase or sell any securities. Additional applicable regulatory information is available upon request.

For more information regarding PFMAM’s services or entities, please visit [www.pfmam.com](http://www.pfmam.com).

